MICROBeam Asymmetric 30° at 15°

MBE140

Light efficiency:

135 Lumen/Watt

Light quality:

CRI: 82.1

Color temperature:

3398 K

Output: 1963 lm

Peak: 1333 cd

Power: 14.5 W

PF: 1.0

No photo

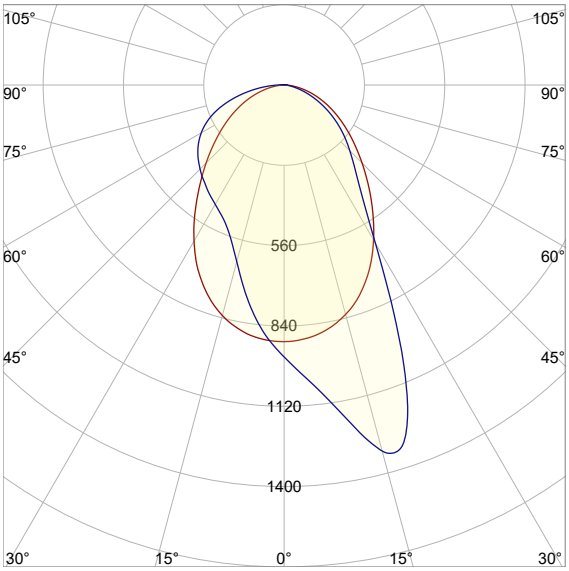

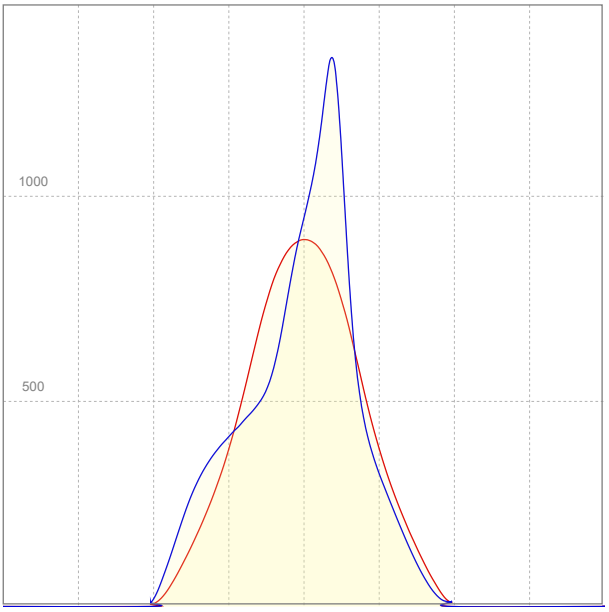

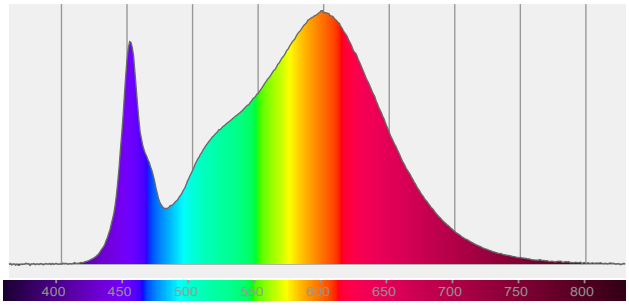

Product name:
MICROBeam Asymmetric 30° at 15°
Item number:
MBE140
Configuration:
MBE140-4FT-3580-AL-DA3015-500LPF
Date and time:
8/9/2021 8:54:56 AM
Description:
Power Supply @ 400mA, With Lenticular

MICROBeam Asymmetric 30° at 15°

MBE140

Color Details

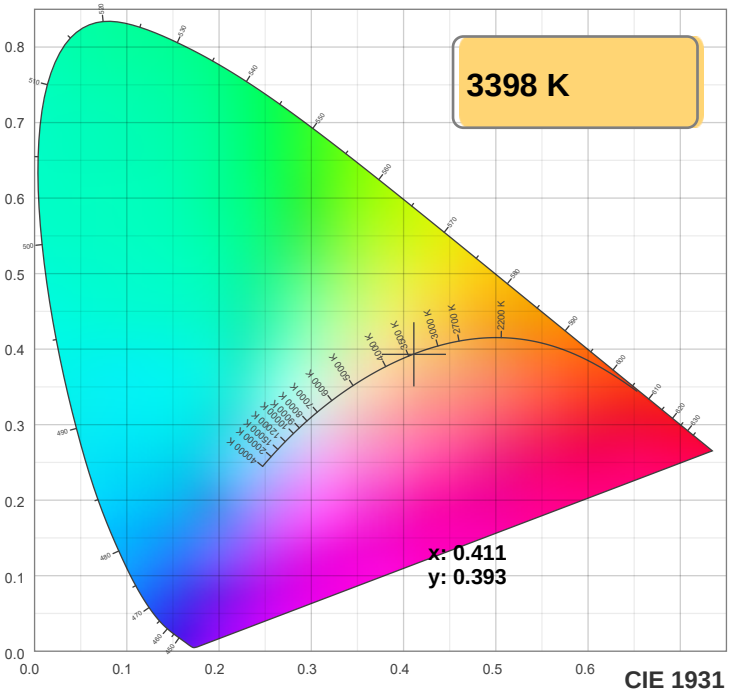

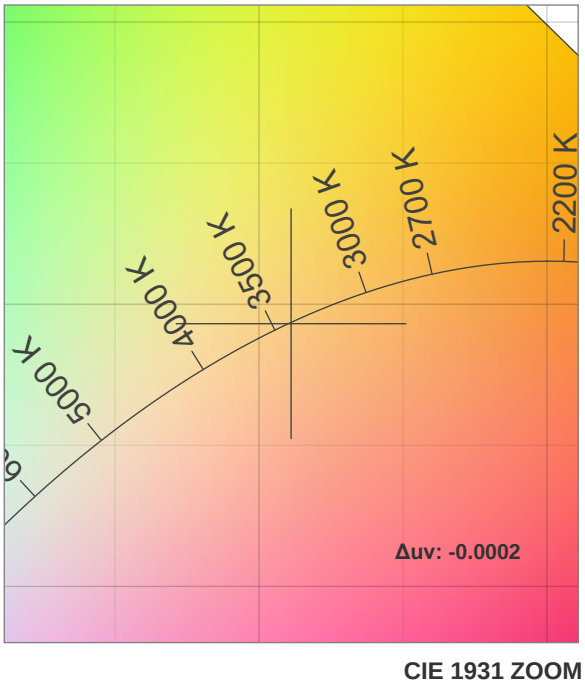

TM-30: 83.4

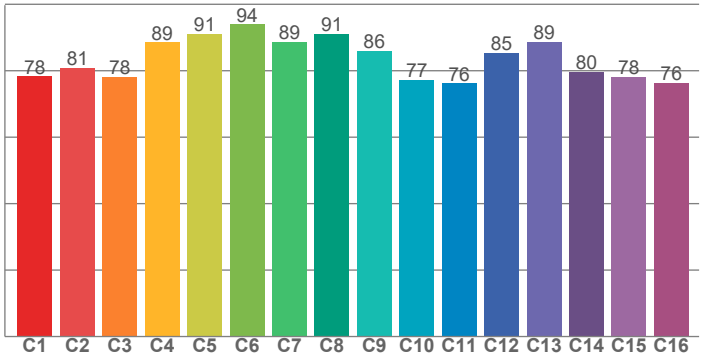

CRI: 82.1 (R1-R8)

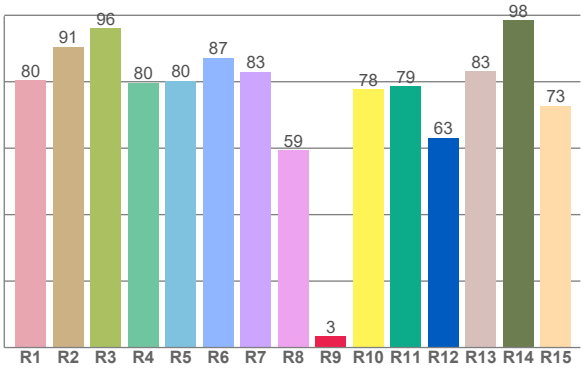

CRI R values, only R1-R8 are used to calculate final CRI value

R1	R2	R3	R4	R5	R6	R7	R8	R9	R10	R11	R12	R13	R14	R15
80.4	90.5	96.1	79.7	80.3	87.2	83.0	59.3	3.4	77.8	78.6	63.1	83.1	98.5	72.7

TM30 C values, 16 binned values out of total of 99 C values

C1	C2	C3	C4	C5	C6	C7	C8	C9	C10	C11	C12	C13	C14	C15	C16
78.3	80.8	78.2	88.5	91.1	94.0	88.7	91.0	86.0	77.2	76.2	85.3	88.8	79.6	78.2	76.4

CQS Q values

Q1	Q2	Q3	Q4	Q5	Q6	Q7	Q8	Q9	Q10	Q11	Q12	Q13	Q14	Q15
78.7	96.5	79.9	75.6	80.0	81.9	83.2	86.6	96.8	89.5	85.2	82.7	81.7	70.2	73.3

CQS: 81.3

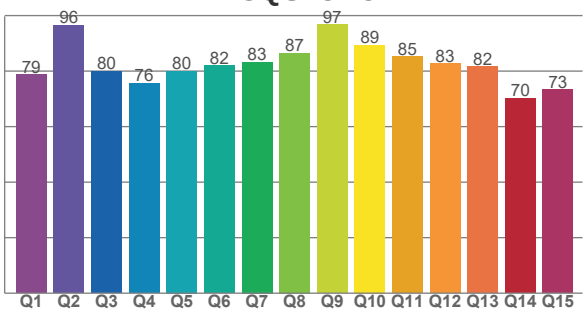

Color parameters

Color temperature	Color rendering index	Red component	Color fidelity	Color gamut	Color quality scale	Color coordinate cie 1931	Color coordinate cie 1931	Color coordinate	Color coordinate	Color diviation from black body
CCT	CRI	CRI R9	TM30 Rf	TM30 Rg	CQS	x	y	u	v	Δuv
3398 K	82.1	3.4	83.4	94.8	81.3	0.411	0.393	0.239	0.342	-0.0002

MICROBeam Asymmetric 30° at 15°

MBE140

TM-30 Details

Rf 83.4

Fidelity index Rf

Rg 94.8

Gamut index Rg

		Shifts (%)	
Hue Bin	R_f	Chroma	Hue
1	78	-13%	0%
2	81	-9%	7%
3	78	-3%	11%
4	89	-1%	6%
5	91	-1%	3%
6	94	1%	-2%
7	89	-6%	-3%
8	91	-5%	0%
9	86	-7%	7%
10	77	-6%	14%
11	76	2%	15%
12	85	9%	4%
13	89	5%	-6%
14	80	6%	-15%
15	78	-3%	-15%
16	76	-7%	-12%

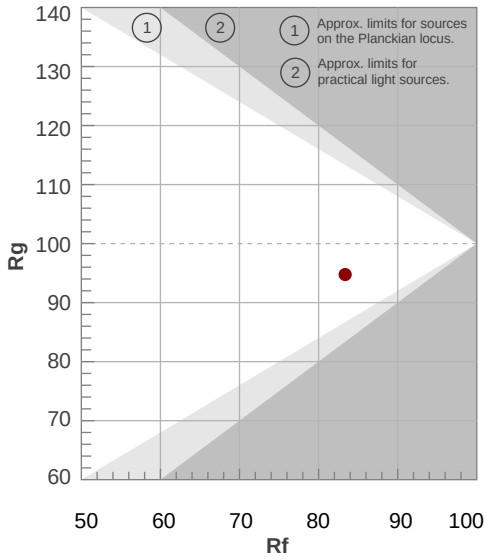

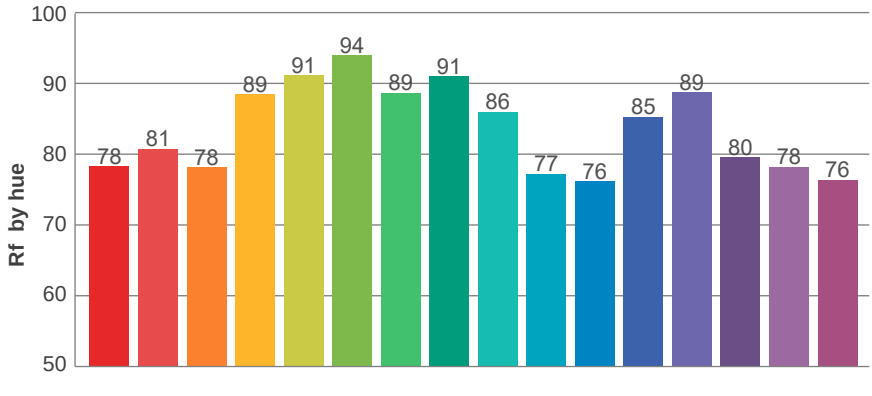

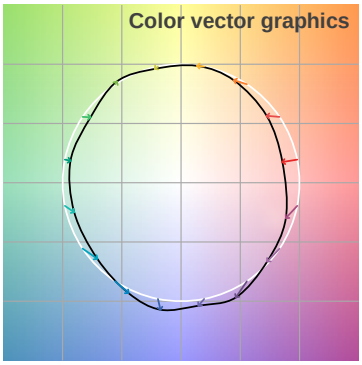

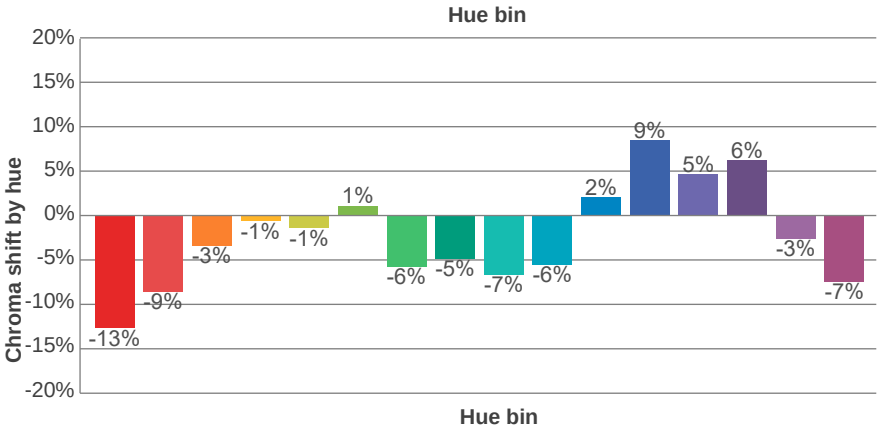

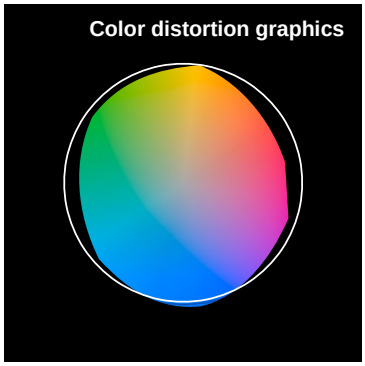

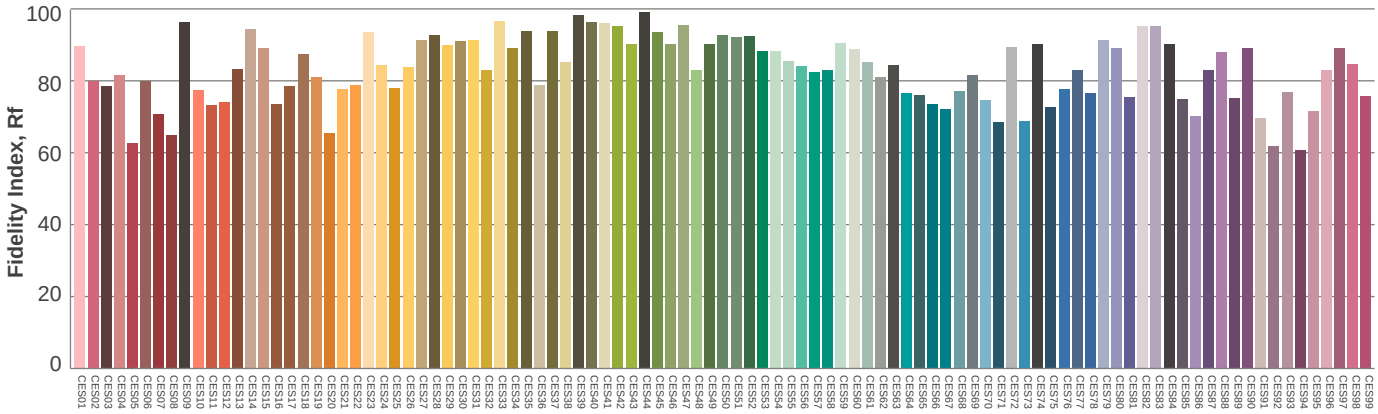

MICROBeam Asymmetric 30° at 15°

MBE140

Beam details

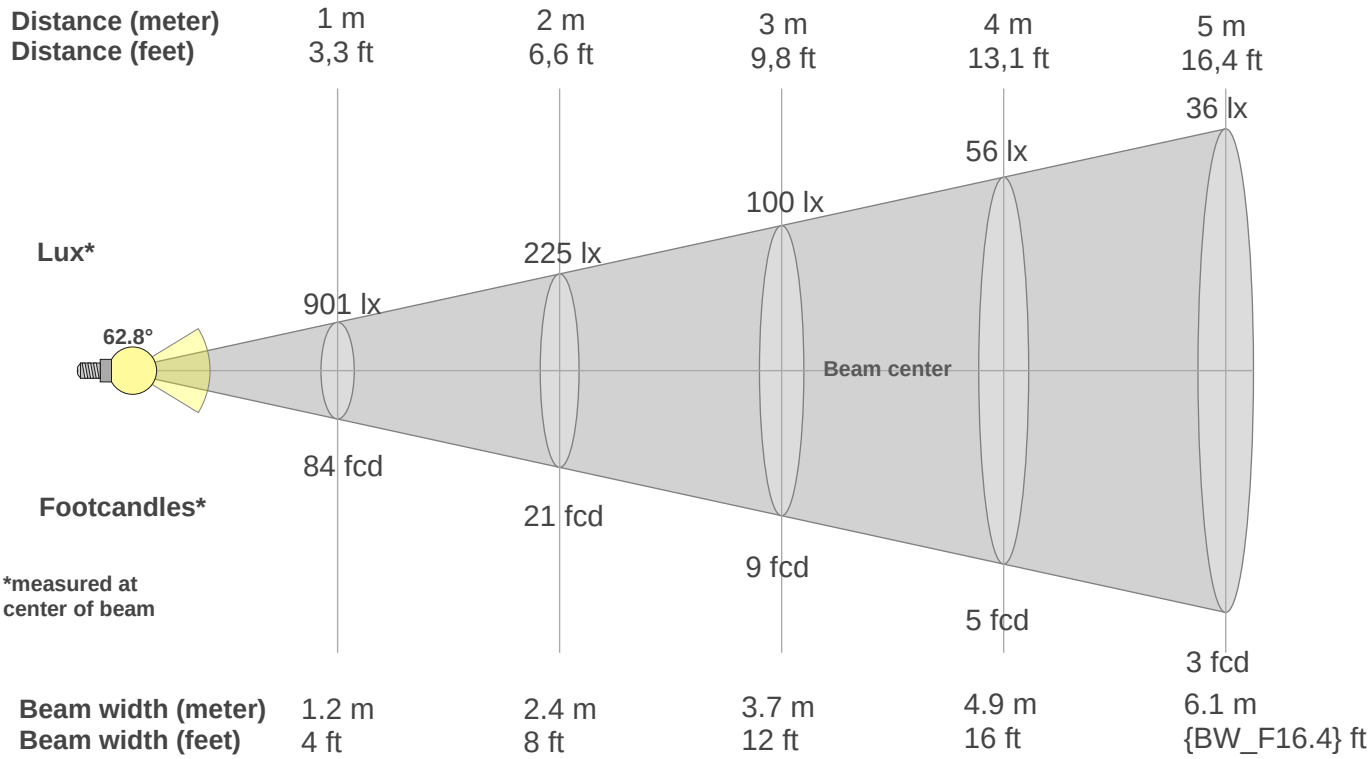

Beam intensities from 1-20m

1m	2m	3m	4m	5m	6m	7m	8m	9m	10m	11m	12m	13m	14m	15m	16m	17m	18m	19m	20m
3.3ft	6.6ft	9.8ft	13.1ft	16.4ft	19.7ft	23ft	26.2ft	29.5ft	32.8ft	36.1ft	39.4ft	42.7ft	45.9ft	49.2ft	52.5ft	55.8ft	59.1ft	62.3ft	65.6ft
901lx	225lx	100lx	56lx	36lx	25lx	18lx	14lx	11lx	9lx	7lx	6lx	5lx	5lx	4lx	4lx	3lx	3lx	2lx	2lx
83.7fcd	20.9fcd	9.3fcd	5.2fcd	3.3fcd	2.3fcd	1.7fcd	1.3fcd	1fcd	0.8fcd	0.7fcd	0.6fcd	0.5fcd	0.4fcd	0.4fcd	0.3fcd	0.3fcd	0.3fcd	0.2fcd	0.2fcd

Intensities in 0° c-plane

0°	5°	10°	15°	20°	25°	30°	35°	40°	45°	50°	55°	60°	65°	70°	75°	80°	85°	90°	95°
901	886	865	827	774	705	623	538	457	384	320	264	213	168	125	86	50	23	7	0
100%	98%	96%	92%	86%	78%	69%	60%	51%	43%	36%	29%	24%	19%	14%	10%	6%	3%	1%	0%

Intensities in 90° c-plane

0°	5°	10°	15°	20°	25°	30°	35°	40°	45°	50°	55°	60°	65°	70°	75°	80°	85°	90°	95°
901	1039	1166	1315	1247	931	639	476	386	324	271	221	172	126	85	50	25	13	0	0
100%	115%	129%	146%	138%	103%	71%	53%	43%	36%	30%	24%	19%	14%	9%	6%	3%	1%	0%	0%

Intensities in 180° c-plane

0°	5°	10°	15°	20°	25°	30°	35°	40°	45°	50°	55°	60°	65°	70°	75°	80°	85°	90°	95°
901	888	868	831	778	710	628	541	458	385	320	263	212	165	122	81	46	18	0	0
100%	99%	96%	92%	86%	79%	70%	60%	51%	43%	35%	29%	24%	18%	13%	9%	5%	2%	0%	0%

Intensities in 270° c-plane

0°	5°	10°	15°	20°	25°	30°	35°	40°	45°	50°	55°	60°	65°	70°	75°	80°	85°	90°	95°
901	859	750	638	556	509	480	458	435	414	391	365	333	293	243	184	122	65	19	0
100%	95%	83%	71%	62%	56%	53%	51%	48%	46%	43%	41%	37%	33%	27%	20%	14%	7%	2%	0%

UGR

Glare evaluation according to UGR

p Ceiling	70	70	50	50	30	70	70	50	50	30
p Walls	50	30	50	30	30	50	30	50	30	30
p Floor	20	20	20	20	20	20	20	20	20	20
Room size X Y	Viewing direction at right angles to lamp axis					Viewing direction parallel to lamp axis				
n/a	n/a	n/a	n/a	n/a	n/a	n/a	n/a	n/a	n/a	n/a
n/a	n/a	n/a	n/a	n/a	n/a	n/a	n/a	n/a	n/a	n/a
n/a	n/a	n/a	n/a	n/a	n/a	n/a	n/a	n/a	n/a	n/a
n/a	n/a	n/a	n/a	n/a	n/a	n/a	n/a	n/a	n/a	n/a
n/a	n/a	n/a	n/a	n/a	n/a	n/a	n/a	n/a	n/a	n/a
n/a	n/a	n/a	n/a	n/a	n/a	n/a	n/a	n/a	n/a	n/a
n/a	n/a	n/a	n/a	n/a	n/a	n/a	n/a	n/a	n/a	n/a
n/a	n/a	n/a	n/a	n/a	n/a	n/a	n/a	n/a	n/a	n/a
n/a	n/a	n/a	n/a	n/a	n/a	n/a	n/a	n/a	n/a	n/a
n/a	n/a	n/a	n/a	n/a	n/a	n/a	n/a	n/a	n/a	n/a
n/a	n/a	n/a	n/a	n/a	n/a	n/a	n/a	n/a	n/a	n/a
n/a	n/a	n/a	n/a	n/a	n/a	n/a	n/a	n/a	n/a	n/a
n/a	n/a	n/a	n/a	n/a	n/a	n/a	n/a	n/a	n/a	n/a
n/a	n/a	n/a	n/a	n/a	n/a	n/a	n/a	n/a	n/a	n/a
n/a	n/a	n/a	n/a	n/a	n/a	n/a	n/a	n/a	n/a	n/a
n/a	n/a	n/a	n/a	n/a	n/a	n/a	n/a	n/a	n/a	n/a
n/a	n/a	n/a	n/a	n/a	n/a	n/a	n/a	n/a	n/a	n/a
n/a	n/a	n/a	n/a	n/a	n/a	n/a	n/a	n/a	n/a	n/a
n/a	n/a	n/a	n/a	n/a	n/a	n/a	n/a	n/a	n/a	n/a
n/a	n/a	n/a	n/a	n/a	n/a	n/a	n/a	n/a	n/a	n/a
Variation of the observer position for the luminaire distance S										
n/a	n/a					n/a				
n/a	n/a					n/a				
n/a	n/a					n/a				
CIE 117-1995. Corrected glare indices referring to 1963 lm total luminous flux										

UGR data could not be calculated due to missing/wrong symmetry. Goto Edit->Photometric->Corrections and select Correct asymmetry.