

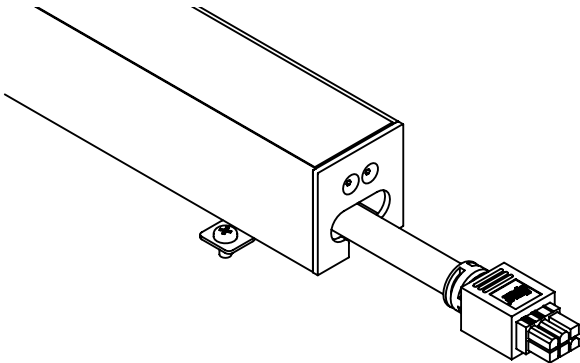
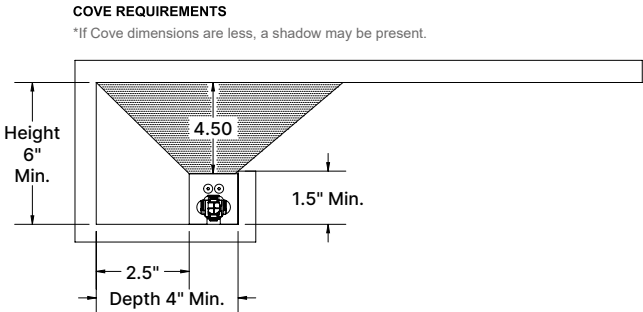
# MICROCove AC Indirect

MCV-ACI

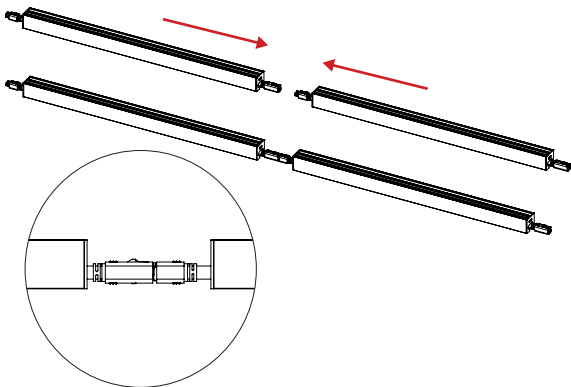
### What to Know

Risk of fire and electrical shock. Installation requires knowledge of electrical systems and should be installed by a qualified electrician. If not qualified, **DO NOT ATTEMPT INSTALLATION.**

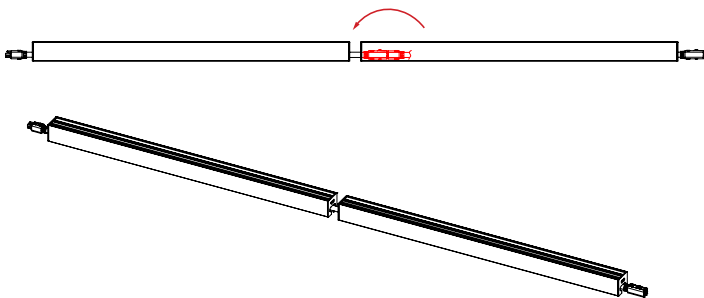
- 1
- Position the luminaire within the cove and bring it as close as possible to the front side of the cove.



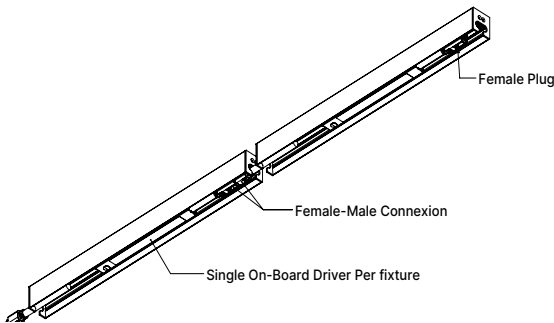
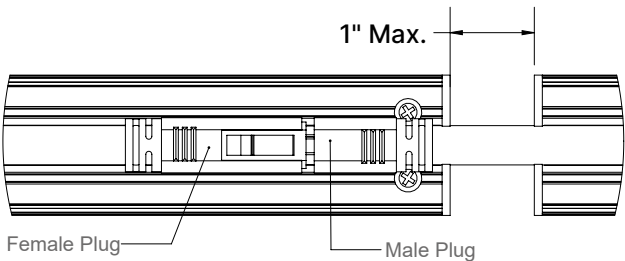
- 2
- Bring fixture together and join them with quick connects.



- 3
- Slide the quick connect plugs into the fixture. They must rest inside the housing at its final position.



- 4
- Adjust spacing - The maximum space between fixtures is 1". If Space between fixtures is over 1" Shadow between fixtures may be present.



### Care Instructions:

Wipe with a soft cloth only. Always avoid using harsh chemicals and/or cleaners.