NANOCove DC Indirect

0.95” Low-Profile Linear LED Cove Mount

Remote Driver

Features & Benefits

Incredible Size. Exceptional Performance
Less than 1” square. Up to 1,000 lm/ft, 150 lm/W efficacy

Wide Range of LED Selections
Static, Tunable White, and Dim-to-Warm. 80/90/95+ CRI, 2200K to 5000K CCT.

DC Power Input with Dimming & Control Options
DC input requiring remote driver (110V-277V) wide range of control options including 0-10V, DALI, DMX, and TRIAC dimming

Patented Innovations
Fusion Optix® Inside with unique SmartBeam® capabilities

Proprietary Optical Components
Provides excellent light distribution and high-transmission

Committed to Made-in-USA & Sustainability
Designed & built in Boston MA, Declare Listed and Red Free List materials

Compliance
UL Listed, Dry and Damp Locations

5-Year Warranty
Standard 5-year warranty, 50,000 hours

Designed & Built in BOSTON

Declare

Red List Free

FIXTURE ORDERING

Project Name	
Fixture Type	

1) FIXTURE DESIGN

PRODUCT	FIXTURE LENGTH	COLOR & FINISH	DAISY CHAIN
NCV-DCI			

PRODUCT

0.95" Low-Profile Linear LED Cove Mount with DC Power for Indirect Lighting

FIXTURE LENGTH

1FT	1FT nominal
2FT	2FT nominal
3FT	3FT nominal
4FT	4FT nominal
X_	Specify X', Y"

COLOR & FINISH

MWH	Matte White (RAL9003)

DAISY CHAIN

DN	No: Daisy Chain (Single Input)
DY	Yes: Daisy Chain

2) LED LIGHT ENGINE

CRI	CCT	INDIRECT BEAM PATTERN	INDIRECT OUTPUT

CRI

S80	Std. 80 CRI
S90	Std. 90 CRI
HE80	High-Eff. 80 CRI
HE90	High-Eff. 90 CRI
HD95	High-Def. 95 CRI
SUN	Full SunLike
SBIOS	Static BIOS
DBIOS	Dynamic BIOS
TBIOS	Tunable White BIOS

CCT

22	2200K
27	2700K
30	3000K
35	3500K
40	4000K
50	5000K
3022D	3000K to 2200K Dim-to-Warm
3527D	3500K to 2700K Dim-to-Warm
X_	Specify CCT

INDIRECT BEAM PATTERN

ILAM	Lambertian
IBW120	Batwing 120°
IFT150	FlatTop 150°
IA6040	Asymmetric 60° at 40° Tilt
IA4560	Asymmetric 45° at 60° Tilt
X_	Specify Beam

INDIRECT OUTPUT

25	250 lm/ft
35	350 lm/ft
50	500 lm/ft
75	750 lm/ft
100	1,000 lm/ft
X_	Specify lm/ft

3) FIXTURE POWER & CONTROLS

LINE VOLTAGE (AC)	INTEGRAL DRIVER (POWER)	EMERGENCY BACKUP	CONTROL SYSTEM[1]

LINE VOLTAGE (AC)

UNV	120/277V
347	347V

INTEGRAL DRIVER (POWER)

FDND	Factory Non-Dimming
FD01	Factory 0-10V 1% Dim
FD10	Factory 0-10V 10% Dim
FDDA	Factory DALI 0.1% Dim
FDDX	Factory DMX Dim
FDTR	Factory TRIAC Dim
LD01	Lutron Hi-Lume 1% Dim
LD05	Lutron 5-Series 5% Dim
ED00	eldoLED 0-10V 0.1% Dim
ED01	eldoLED 0-10V 1% Dim
EDDA	eldoLED DALI 0.1% Dim
X_	Specify Driver

EMERGENCY BACKUP

NN	Not Needed
EMC	Emergency Circuit
EMB	Emergency Battery (10 W — Onboard)
X_	Specify Backup

CONTROL SYSTEM[1]

NN	Not Needed
LUT	Lutron
COO	Cooper
CAS	Casambi
X_	Specify Control System

4) FIXTURE MOUNTING & ACCESSORIES

MOUNTING TYPE	POWER EXTENSION CORD

MOUNTING TYPE

CM	Cove Mount

POWER EXTENSION CORD

EC6WH	6" White Extension Cable
EC12WH	12" White Extension Cable
EC24WH	24" White Extension Cable
EC48WH	48" White Extension Cable

NOTES

Footnotes: [1] The control system and driver must be compatible.

FIXTURE DESIGN

Dimensions

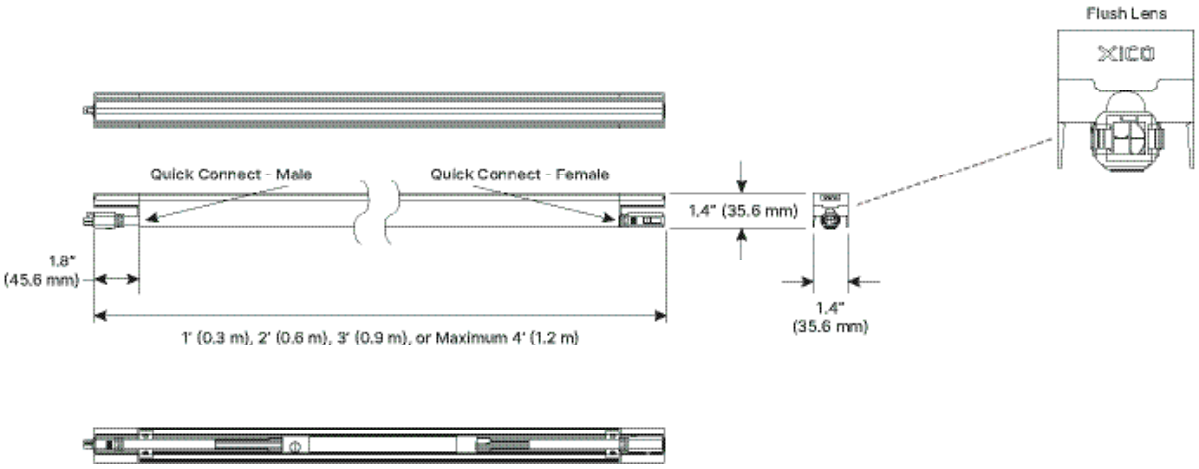

To download BIM (Revit) Files, please click or scan the QR Code.

Length

Length Options	1', 2', 3', 4' nominal, or custom within 6"

Finish

Housing Color (Matte Finish)

White (RAL9003)

Housing Material	6063-T5 extruded, recycled aluminum
Mounting Brackets	Sheet metal

Voltage

Fixture Voltage (AC)	120–277 VAC and 347 VAC, 50/60 Hz

LED SELECTION GUIDE

S80: Standard 80+ CRI

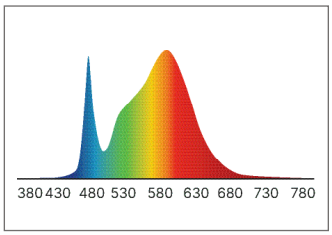

S90: Standard 90+ CRI

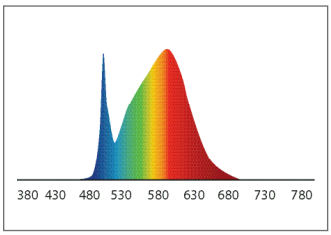

HE80: High-Efficiency 80+ CRI

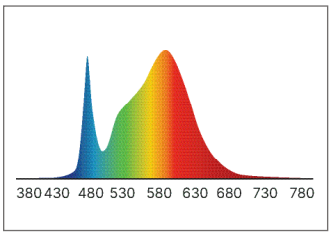

HE90: High-Efficiency 90+ CRI

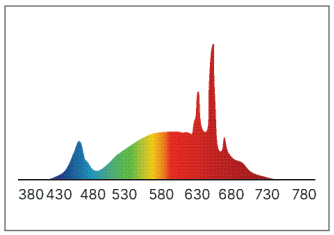

HD95: High-Definition 95+ CRI

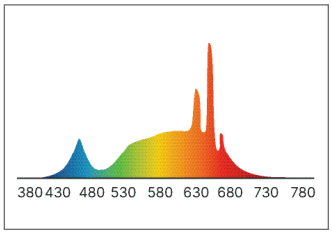

SUN: Full Spectrum "SunLike"

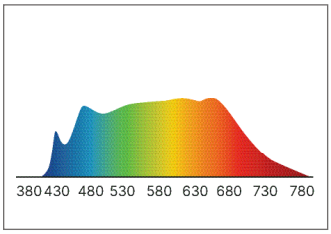

HCD: Human Centric Day

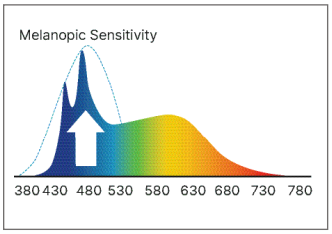

HCN: Human Centric Night

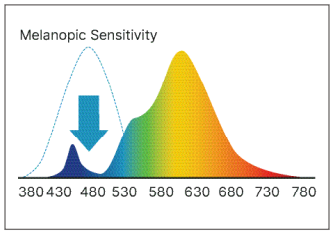

Static White Light (LED Light Engine Only)

		TYPICAL LED DATA							
CODE	**DESCRIPTION**	**CCT**	**CRI**	**CRI R9**	**TM30 Rf**	**TM30 Rg**	**CQS**	**M/P Ratio**	**LPW**
S80	Standard 80 CRI	3500K	82.5	7.8	84	96.7	82.5	0.51	190
S90	Standard 90 CRI	3500K	91	54.3	89.3	98.9	89.2	0.55	175
HE80	High Efficiency 80 CRI	3500K	82.1	5.9	83	94.2	81.2	0.52	210
HE90	High Efficiency 90 CRI	3500K	92.2	90	90.7	103.8	92.1	0.56	190
HD95	High Definition 95 CRI	3500K	97.1	95	–	–	–	0.70	163
SUN	Full Spectrum SunLike®	3500K	95	85	–	–	–	–	130
HCD	Human Centric Day	4000K	83	95	–	–	–	0.92	155
HCN	Human Centric Night	2700K	80	–	–	–	–	0.44	134

LPW Efficacy Conversion Chart

	CCT SELECTED							
CODE	**2200K**	**2700K**	**3000K**	**3500K**	**4000K**	**5000K**	**5700K**	**6500K**
S80	–	0.91	0.96	1.00	1.04	1.11	1.11	1.11
S90	–	0.91	0.96	1.00	1.04	1.11	1.11	1.11
HE80	–	0.96	0.99	1.00	1.03	1.04	1.03	1.03
HE90	–	0.91	0.96	1.00	1.04	1.11	N/A	N/A
HD95	–	0.91	0.96	1.00	1.04	1.11	1.03	1.04
SUN95	–	0.90	0.92	1.00	1.01	1.07	1.04	1.05
HCD	–	N/A	0.96	1.00	1.04	1.04	1.04	1.04
HCN	–	0.87	0.96	1.00	1.04	N/A	N/A	N/A

BIOS TECHNOLOGY

Choosing Your BIOS Solution

BIOS is offered in four Circadian LED Solutions with BIOS SkyBlue Technology — Biological Static, Biological Dynamic, Biological Tunable, and Biological Dim-to-Warm. BIOS SkyBlue™ Technology includes a blue peak at 490nm that provides an effective daytime circadian signal using standard architectural color temperatures.

To learn more about BIOS Technology, please click or scan the QR Code.

BIOS Static

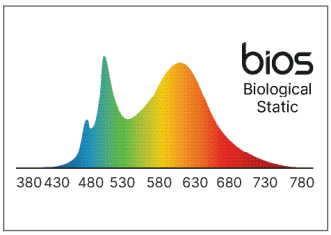

BIOS Dynamic

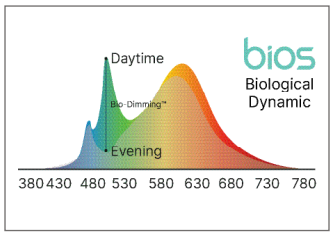

BIOS Tunable

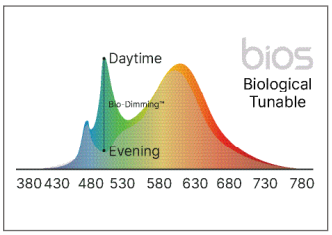

BIOS Dim-to-Warm

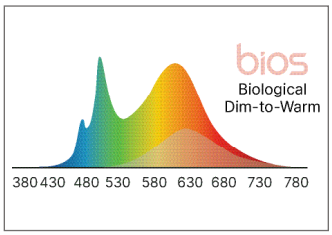

Daytime
No color change when dimmed

Spaces that operate during daytime hours — 7am and 7pm

Daytime & Evening
500K shift when dimmed

Spaces that operate overnight — after 7pm and before 7am

Daytime & Evening
Dims to 2700K

Spaces that operate with overnight shifts — after 7pm and before 7am

Daytime & Evening
Dims from cool to warm

Spaces where people sleep — after 7pm and before 7am

Circadian and Human Centric Light

		BIO-DIMMING MODULE TECHNOLOGY GUIDE					
CODE	**DESCRIPTION**	**Driver**	**Driver Voltage**	**CCT**	**Requires BIO-Dimming Module**	**Lighting Control**	**BIOS SkyBlue (490nm)**
SBIOS	BIOS Static	DIM1	0-10V Dimming to 1% Dim-to-Dark	No CCT Change	No	Intensity Dimming Control Only	Always Present
DBIOS	BIOS Dynamic	BIODIM1	0-10V Intensity Dimming to 1% Dim-to-Dark	500K Shift	Yes	Intensity Dimming & Spectrum Change Controlled Together	Removed with BIO-Dimming
DBIOS-2	BIOS Dynamic (Two Channel)				No	Intensity Dimming & Spectrum Change Controlled Separately	Removed by Adjusting "Spectrum Channel"
TBIOS	BIOS Tunable	ATW / DTW	0-10V Control of Intensity & CCT on Separate 2 Channels / DALI Control of Intensity & CCT on Separate 2 Channels	Dims to 2700K	Yes	Intensity Dimming & Spectrum Change Controlled Together	Removed with BIO-Dimming
TBIOS-2	BIOS Tunable (Two Channel)				No	Intensity Dimming & Spectrum Change Controlled Separately	Removed by Adjusting "Spectrum Channel"
DWBIOS	BIOS Dim-to-Warm	–	–	Dims to 2200K	Yes	Intensity Dimming & Spectrum Change Controlled Together	Removed with BIO-Dimming
DWBIOS-2	BIOS Dim-to-Warm (Two Channel)				No	Intensity Dimming & Spectrum Change Controlled Separately	Removed by Adjusting "Spectrum Channel"

SMARTBEAM® TECHNOLOGY

The Ultimate Control of Lighting Distributions

SmartBeam makes it easy to specify the exact light required for any architectural space. Available in every XICO product; it is now possible to create truly tailored and engaging lighting that transform spaces, improves visual comfort, and saves energy.

To learn more about our SmartBeam Technology, please click or scan the QR Code.

FIXTURE POWER & CONTROLS

Voltage

LED Driver	Factory Selected, 36–39V Constant Current

Emergency Backup

Backup Types	Emergency Circuit, Emergency Battery (Onboard), and other emergency backups are available
Wiring	Typically the Emergency Backup is wired to 48” sections
Power	10 W
Illumination Time	90 minutes

Partners

LUTRON COOPER CASAMBI eldoLED

Control Systems	Integral Driver
Other	Factory Non-Dimming, Factory 0-10V 1% Dim, Factory 0-10V 10% Dim, Factory DALI 0.1% Dim, Factory DMX Dim, Factory TRIAC Dim, eldoLED 0-10V 0.1% Dim, eldoLED 0-10V 1% Dim, eldoLED DALI 0.1% Dim, and other drivers are available, consult factory (not all integral)
Lutron	Hi-Lume 1% Dimming and 5-Series 5% Dimming
Cooper	Compatible driver
Casambi (wireless)	Compatible driver

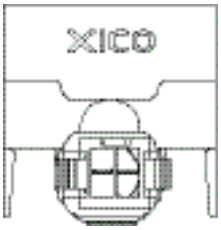

Drivers are integral to the fixture and are included. They provide 0-10V, DALI, DMX, and TRIAC dimming. Also compatible with Cooper and other common building control systems, including PoE and wireless.

FIXTURE MOUNTING & ACCESSORIES

Mounting Type

Cove Mount	Installs into a cove. Available with a range of accessories, mounts and inserts that provide easy customization of visual appearance and performance enhancements.

Power Extension Cord

Sizes and Color	6”, 12”, 24”, and 48”, White Extension Cords

Connector (DC)

Connector Options	Easy Plug-and-Play Factory Installed Connectors



Factory Connectors

Standard Lengths & Continuous Runs

Maximum length of one fixture is 4’. Longer runs can be produced by connecting fixtures or daisy chain. Customer approval of shop drawings is required prior to build of any non-standard length order.

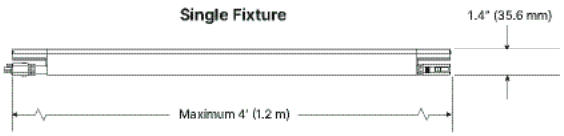

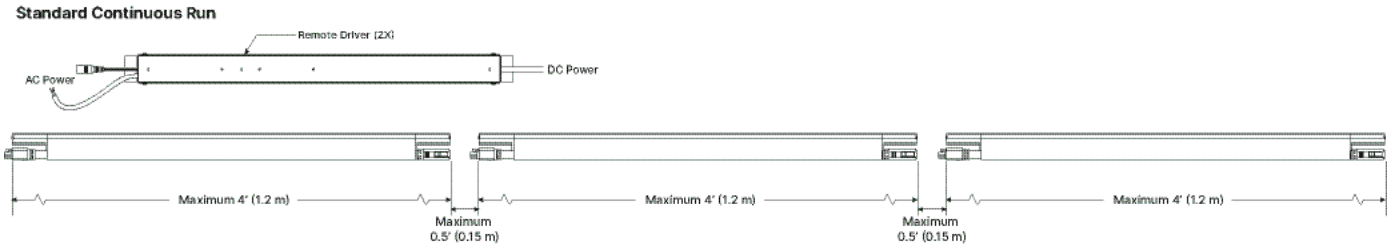

STANDARDS & CERTIFICATIONS


Declare.

Micro Series
XICO Lighting

Final Assembly: Woburn, Massachusetts, USA
Life Expectancy: 10+ Year(s)
End of Life Options: Recyclable (99%), Landfill (1%)

Ingredients:

Aluminum; Polymethyl methacrylate; 1,3-Benzenedicarboxylic acid, 1,3-dimethyl ester, polymer with 1,4-dimethyl 1,4-benzenedicarboxylate and 1,2-ethanediol; Glass, oxide, chemicals; Phenol, 4,4'-(1-methylethylidene)bis-, polymer with 2,2'-[(1-methylethylidene) bis(4,1-phenylenecoxymethylene)]bis[oxirane]; Polyethylene; Copper; Magnesium; Barium sulfate; Polyethylene terephthalate; Silicon; Iron; Chromium, metallic; Manganese; Titanium; Zinc

Living Building Challenge Criteria: Compliant

I-13 Red List:
■ LBC Red List Free
☐ LBC Red List Approved
☐ Declared

% Disclosed: 100% at 100ppm
VOC Content: Not Applicable

I-30 Interior Performance: Not Applicable
I-14 Responsible Sourcing: Not Applicable

XIC-0002
EXP. 01 JUN 2025
Original Issue Date: 2022

INTERNATIONAL LIVING FUTURE INSTITUTE™ living-future.org/declare

Declare Listed

Declare labels provide a quick and reliable way to make choices about the environmental footprint and safety of the product. Declare is internationally recognized and the labels can be found on the product, product packaging, or company website. Visit **xicoled.com** for Declare Listed details.

Red List Free

An industry standard certification for LED lighting products based on the International Living Future Institute (ILFI). These products only use materials based on the “Red List of Toxic Chemicals” (a list of chemicals and materials known to be hazardous to people and/or the Earth) that are safe, healthy, and environmentally sustainable.

Certifications

Compliance	BAA & TAA compliant in-house manufacturing in Boston, MA with North American supply chain
Certifications	UL LISTED, CSA, RoHS 2002/95/EC, IC RATED
Sustainability	Declare Listed and Red List Free
Packaging	Low carbon, environmentally conscious packaging and shipping methods

Environmental Suitability

IP Rating	Suitable for Dry and Damp Locations, indoor use only
Recyclable	SmartOptics and all powder coated and anodized parts are fully recyclable at end of life

Reliability

Manufacturing	All XICO products and associated optics and LED engines are assembled at our factory in Woburn, MA
Quality Assurance	Each product is engineered reliability and quality assurance tested

Warranty & Terms

5-YR Warranty **Business Terms**

For details on our warranty and business terms, please click or scan the QR Code.

INDIRECT PHOTOMETRICS

Static White Light

ILAM: Lambertian

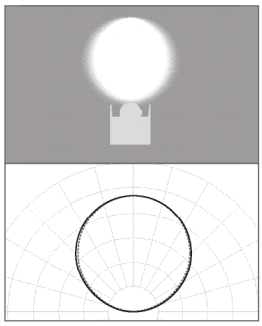

Length	48”
LED	HE80
CRI/CCT	80+/3500K
Lumens	4,000
lm/ft	1,000
Watts	26.7
W/ft	6.7
LPW	150

IBW120: Batwing 120°

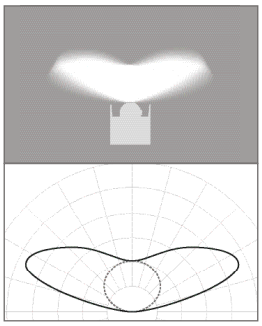

Length	48”
LED	HE80
CRI/CCT	80+/3500K
Lumens	4,000
lm/ft	1,000
Watts	26
W/ft	6.4
LPW	156

IFT150: FlatTop 150°

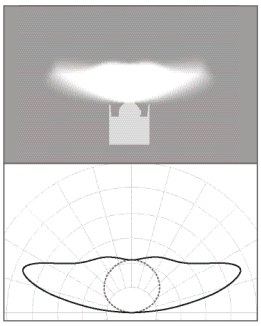

Length	48”
LED	HE80
CRI/CCT	80+/3500K
Lumens	4,000
lm/ft	1,000
Watts	28
W/ft	7.0
LPW	143

IA6040: Asymmetric 60° at 40° Tilt

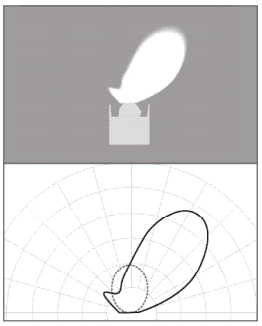

Length	48”
LED	HE80
CRI/CCT	80+/3500K
Lumens	4,000
lm/ft	1,000
Watts	28
W/ft	7.0
LPW	143

IA4560: Asymmetric 45° at 60° Tilt

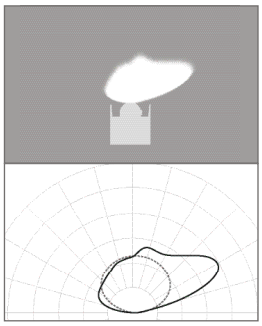

Length	48”
LED	HE80
CRI/CCT	80+/3500K
Lumens	4,000
lm/ft	1,000
Watts	28
W/ft	7.0
LPW	143

PATENTS & TRADEMARKS

To learn more about our unique technologies, please click or scan the QR Code.

Utility Patents

United States	US11543582, US11520097, US11512466, US11441749, US11396751, US11333822, US11163104, US11156762, US10852466, US10068447, US8953926, US8948564, US8911099, US8876348, US8794812, US8783898, US8761565, US8750671, US8721152, US8619363, US8430548, US8408775, US8249408, US8231256, US8177408, US8033706, US8033674, US7991257, US7914192, US7784954, US7758227, US7722224, US7542635, US7453636, US7453635, US7431489, US7408707, US7278775, US6369944, US6346311, US6123877, US5932342, US5837346, US20220373144, US20220372752, US20220364708, US20220357006, US20220357005, US20220342141, US20220290432, US20220206210A1, US20220171119A1, US20220171115A1, US20220162856A1, US20220162853A1, US20220146063A1, US20220137287, US20210301991A1, US20200355345A1, US20200217071A1, US20220333765A1, US20220228366A1, US20220196906A1, US20220010554A1, US20080043490A1, US20060290253A1, US20060215958A1, US20120321247, US20120250330, US20120099204
Canada	CA2702600, CA2702685, CA2702690
France	FREP0800658
Germany	DEEP0800658
Great Britain	GB2492541, GB2492542, GBEP0800658, GB2492398
Japan	JP03958359
Netherlands	NLEP0800658
Taiwan	FTW360813B
European Patent Organization	EP0843203, EP0843203

Design Patents

United States	USD719282, USD717973, USD669606, USD669608, USD669609, USD669614, USD663056

The Patent Corporation Treaty

World Intellectual Property Organization	WO2015200268

Trademarks

United States	US6672871, US6397231, US6373493, US6257728, US6190558, US6190559, US6142905, US6114408, US6038234, US6025279, US6060740, US6257729, US5856164, US5734112, US5543304, US5309290, US5309315, US4691124, US4640751

XICOLED.COM SALES@XICOLED.COM (781) 995-0805

©Copyright 2023. XICO® is a registered trademark. The information provided herein is subject to change, without notice.