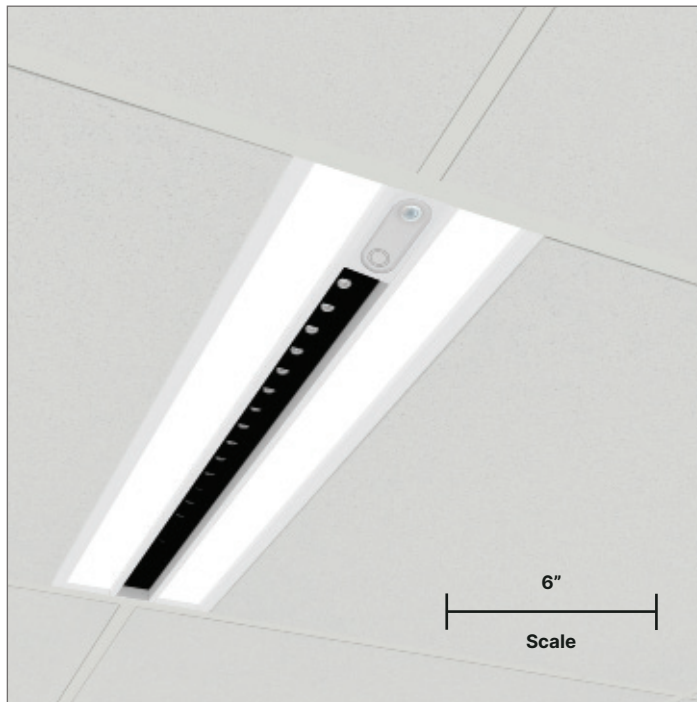


# GRIDHybrid6 MCO

## 6" Edge-Lit Linear LED T-Bar Mount



Fixture Mounted or Remote Driver

### Features & Benefits

#### Exceptional Performance

Up to 1,000 lm/ft, 135 lm/W efficacy

#### Wide Range of LED Selections

Static, Tunable White, and Dim-to-Warm

#### Designed with Options

Wide choice of SmartOptic® lenses, beam distributions, 80/90/95+ CRI, 2200K to 5000K CCT, and 0-10V, DALI, DMX, and TRIAC dimming

#### Patented Innovations

Fusion® Optix Inside with unique SmartBeam® capabilities

#### Proprietary Optical Components

Provides excellent light distribution and high-transmission

#### Committed to Sustainability

Declare Listed and Red Free List materials

#### Compliance

UL Listed, Dry and Damp Locations

#### 5-Year Warranty

Standard 5-year warranty, 50,000 hours

Designed & Built in  
**BOSTON**

**Declare**





## FIXTURE ORDERING

Project Name

### 1) FIXTURE DESIGN

Fixture Type

PRODUCT	T-BAR/GRID TYPE	LENGTH	FIXTURE FINISH	MICRO CAVITY OPTICS (MCO) FINISH
<b>GHY6MCO-R</b>				
6" Edge-Lit Linear LED T-Bar Mount	T1 9/16" Flat T-Bar Type T2 9/16" Bolt-Slot Type T3 15/16" Flat T-Bar Type X_ Specify Mounting Type	2 2' 4 4' 6 6' 8 8' 10 10' X_ Specify X', Y"	MWH Matte White (RAL9003) MBK Matte Black (RAL9005) MGR Matte Gray (RAL7001) CAE Clear Anodized Effect RAL_ Specify RAL#	OSQMCOWH Square MCO, White OSQMCOBK Square MCO, Black ORMCOWH Round MCO, White ORMCOBK Round MCO, Black

### 2) LED LIGHT ENGINE

CRI	CCT	DIRECT BEAM PATTERN	DIRECT OUTPUT
S80 Std. 80 CRI	22 2200K	DMCO45 Micro Cavity Optics 45°	35 350 lm/ft
S90 Std. 90 CRI	27 2700K	DMCO35 Micro Cavity Optics 35°	50 500 lm/ft
HE80 High-Eff. 80 CRI	30 3000K	DMCO25 Micro Cavity Optics 25°	75 750 lm/ft
HE90 High-Eff. 90 CRI	35 3500K	X_ Specify Beam	100 1,000 lm/ft
HD95 High-Def. 95 CRI	40 4000K		O_ Specify lm/ft
SUN Full SunLike	50 5000K		
SBIOS Static BIOS	3022D 3000K to 2200K Dim-to-Warm		
DBIOS Dynamic BIOS	3527D 3500K to 2700K Dim-to-Warm		
TBIOS Tunable White BIOS	X_ Specify CCT		

### 3) FIXTURE POWER & CONTROLS

LINE VOLTAGE (DC)	DRIVER LOCATION	DRIVER (POWER)	REMOTE DRIVER BOX <sup>1</sup>	EMERGENCY BACKUP	CONTROL SYSTEM <sup>3</sup>
UNV 120/277V	ID Integral Driver	FDND Factory Non-Dimming	NN Not Needed	NN Not Needed	NN Not Needed
347 347V	RD Remote Driver	FD01 Factory 0-10V 1% Dim	RLDB <sup>2</sup> Remote Linear Driver Box (driver included by default)	EMC Emergency Circuit	LUT Lutron
		FD10 Factory 0-10V 10% Dim		EMB Emergency Battery (10 W — Onboard or Remote)	COO Cooper
		FDDA Factory DALI 0.1% Dim		X_ Specify Backup	CAS Casambi
		FDDX Factory DMX Dim			X_ Specify Control System
		FDTR Factory TRIAC Dim	RX2D <sup>2</sup> Optional Remote XBox2 Driver, Up to 2 Drivers		
		LD01 Lutron Hi-Lume 1% Dim			
		LD05 Lutron 5-Series 5% Dim			
		ED00 eldoLED 0-10V 0.1% Dim	RX3D <sup>2</sup> Optional Remote XBox3 Driver, Up to 3 Drivers		
		ED01 eldoLED 0-10V 1% Dim			
		EDDA eldoLED DALI 0.1% Dim			
		X_ Specify Driver	RX5D <sup>2</sup> Optional Remote XBox5 Driver, Up to 5 Drivers		

### 4) FIXTURE MOUNTING & CONNECTIONS

MOUNTING TYPE	POWER CORD	MOUNTING KIT
	S24WH 24" White Cable Kit	SSC Stainless Steel Suspension Cable

Footnotes: <sup>1</sup> Remote distance is dependent on driver type, up to 100' (30.5 m). <sup>2</sup> Creates a clean and organized power solution for multiple fixture installations.  
<sup>3</sup> The control system and driver must be compatible.



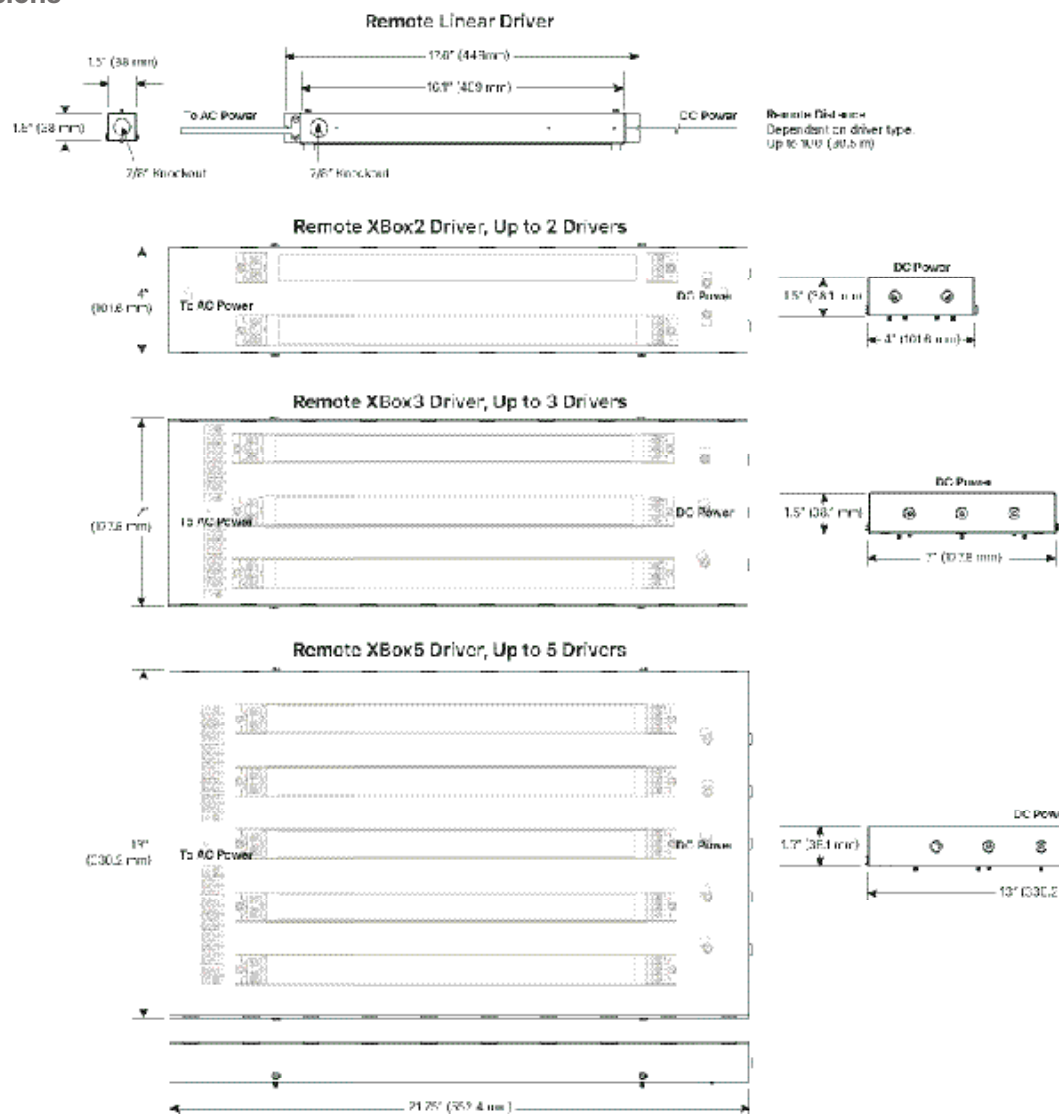
NOTES

Project Name

Fixture Type

REMOTE DRIVER BOX

Dimensions

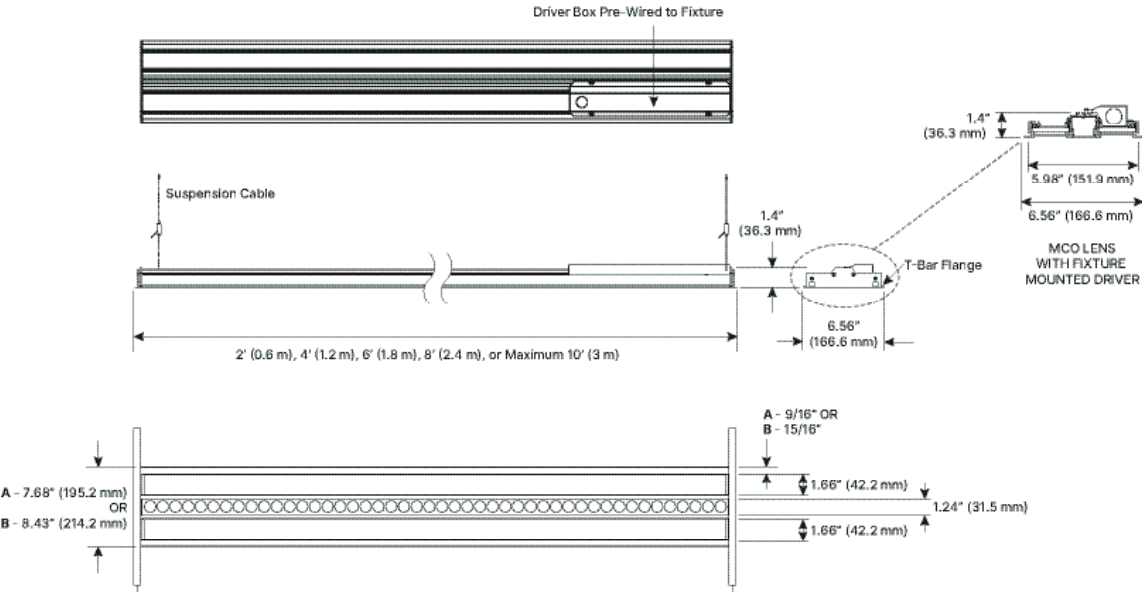




FIXTURE DESIGN

Dimensions

To download BIM (Revit) Files, please click or scan the QR Code.




Length


Length Options 2', 4', 6', 8', 10' nominal, or custom within 3"

Finish


Housing Colors (Matte Finish)




White (RAL9003)




Black (RAL9005)



Gray (RAL7001)



Clear Anodized Effect



Custom RAL

Housing Material 6063-T5 extruded, recycled aluminum

Mounting Brackets Sheet metal

End Cap

End Cap Option Flat

End Cap Material Machined or cast aluminum

Optic

Lens Options Square and Round MCO

Lens Material Patented SmartOptics® made from Acrylic (PMMA)

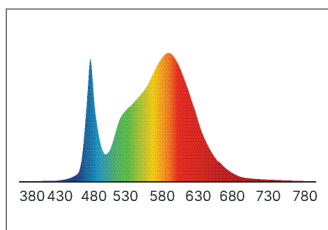
Voltage

Fixture Voltage (AC) 120–277 VAC and 347 VAC, 50/60 Hz

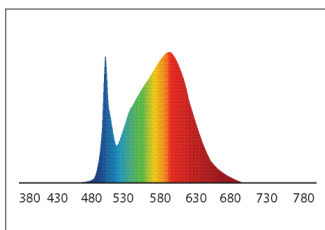


## LED SELECTION GUIDE

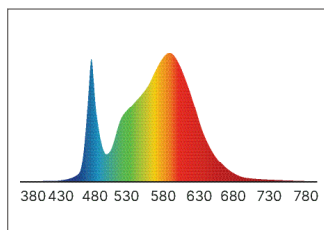
**S80: Standard 80+ CRI**



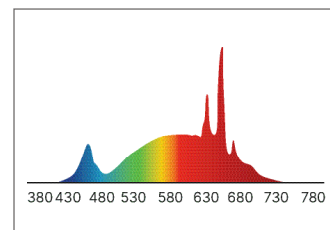
**S90: Standard 90+ CRI**



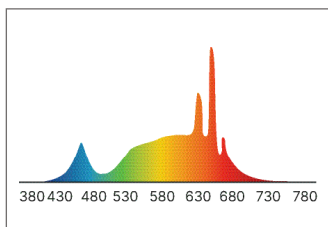
**HE80: High-Efficiency 80+ CRI**



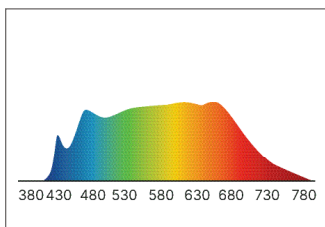
**HE90: High-Efficiency 90+ CRI**



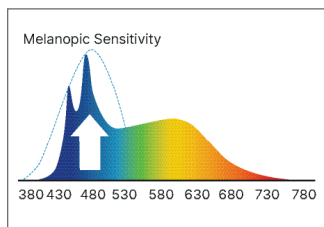
**HD95: High-Definition 95+ CRI**



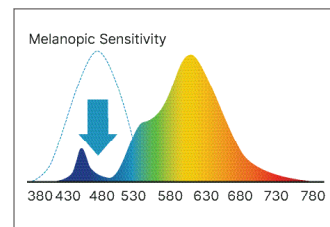
**SUN: Full Spectrum "SunLike"**



**HCD: Human Centric Day**



**HCN: Human Centric Night**



### Static White Light (LED Light Engine Only)

CODE	DESCRIPTION	TYPICAL LED DATA							
		CCT	CRI	CRI R9	TM30 Rf	TM30 Rg	CQS	M/P Ratio	LPW
S80	Standard 80 CRI	3500K	82.5	7.8	84	96.7	82.5	0.51	190
S90	Standard 90 CRI	3500K	91	54.3	89.3	98.9	89.2	0.55	175
HE80	High Efficiency 80 CRI	3500K	82.1	5.9	83	94.2	81.2	0.52	210
HE90	High Efficiency 90 CRI	3500K	92.2	90	90.7	103.8	92.1	0.56	190
HD95	High Definition 95 CRI	3500K	97.1	95	–	–	–	0.70	163
SUN	Full Spectrum SunLike®	3500K	95	85	–	–	–	–	130
HCD	Human Centric Day	4000K	83	95	–	–	–	0.92	155
HCN	Human Centric Night	2700K	80	–	–	–	–	0.44	134

### LPW Efficacy Conversion Chart

CODE	CCT SELECTED							
	2200K	2700K	3000K	3500K	4000K	5000K	5700K	6500K
S80	–	0.91	0.96	1.00	1.04	1.11	1.11	1.11
S90	–	0.91	0.96	1.00	1.04	1.11	1.11	1.11
HE80	–	0.96	0.99	1.00	1.03	1.04	1.03	1.03
HE90	–	0.91	0.96	1.00	1.04	1.11	N/A	N/A
HD95	–	0.91	0.96	1.00	1.04	1.11	1.03	1.04
SUN95	–	0.90	0.92	1.00	1.01	1.07	1.04	1.05
HCD	–	N/A	0.96	1.00	1.04	1.04	1.04	1.04
HCN	–	0.87	0.96	1.00	1.04	N/A	N/A	N/A



## BIOS TECHNOLOGY

### Choosing Your BIOS Solution

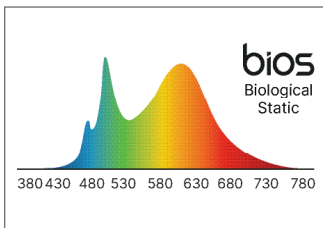
BIOS is offered in four Circadian LED Solutions with BIOS SkyBlue Technology — Biological Static, Biological Dynamic, Biological Tunable, and Biological Dim-to-Warm. BIOS SkyBlue™ Technology includes a blue peak at 490nm that provides an effective daytime circadian signal using standard architectural color temperatures.

**bios**

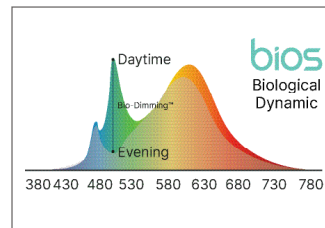
To learn more about BIOS Technology, please click or scan the QR Code.



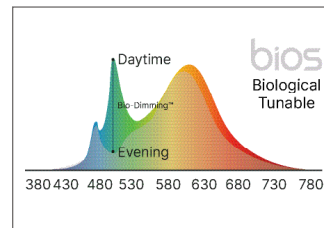
**BIOS Static**



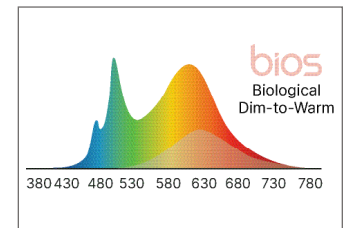
**BIOS Dynamic**



**BIOS Tunable**



**BIOS Dim-to-Warm**



### Daytime

No color change when dimmed

Spaces that operate during daytime hours — 7am and 7pm

### Daytime & Evening

500K shift when dimmed

Spaces that operate overnight — after 7pm and before 7am

### Daytime & Evening

Dims to 2700K

Spaces that operate with overnight shifts — after 7pm and before 7am

### Daytime & Evening

Dims from cool to warm

Spaces where people sleep — after 7pm and before 7am

### Circadian and Human Centric Light

CODE	DESCRIPTION	BIO-DIMMING MODULE TECHNOLOGY GUIDE					
		Driver	Driver Voltage	CCT	Requires BIO-Dimming Module	Lighting Control	BIOS SkyBlue (490nm)
SBIOS	BIOS Static	DIM1	0-10V Dimming to 1% Dim-to-Dark	No CCT Change	No	Intensity Dimming Control Only	Always Present
DBIOS	BIOS Dynamic	BIODIM1	0-10V Intensity Dimming to 1% Dim-to-Dark	500K Shift	Yes	Intensity Dimming & Spectrum Change Controlled Together	Removed with BIO-Dimming
DBIOS-2	BIOS Dynamic (Two Channel)				No	Intensity Dimming & Spectrum Change Controlled Separately	Removed by Adjusting "Spectrum Channel"
TBIOS	BIOS Tunable	ATW / DTW	0-10V Control of Intensity & CCT on Separate 2 Channels / DALI Control of Intensity & CCT on Separate 2 Channels	Dims to 2700K	Yes	Intensity Dimming & Spectrum Change Controlled Together	Removed with BIO-Dimming
TBIOS-2	BIOS Tunable (Two Channel)				No	Intensity Dimming & Spectrum Change Controlled Separately	Removed by Adjusting "Spectrum Channel"
DWBIOS	BIOS Dim-to-Warm	-	-	Dims to 2200K	Yes	Intensity Dimming & Spectrum Change Controlled Together	Removed with BIO-Dimming
DWBIOS-2	BIOS Dim-to-Warm (Two Channel)				No	Intensity Dimming & Spectrum Change Controlled Separately	Removed by Adjusting "Spectrum Channel"



SMARTBEAM® TECHNOLOGY

The Ultimate Control of Lighting Distributions

SmartBeam makes it easy to specify the exact light required for any architectural space. Available in every XICO product; it is now possible to create truly tailored and engaging lighting that transform spaces, improves visual comfort, and saves energy.

To learn more about our SmartBeam Technology, please click or scan the QR Code.



FIXTURE POWER & CONTROLS

Voltage

LED Driver Factory Selected, 36–39V Constant Current

Emergency Backup

Backup Types Emergency Circuit, Emergency Battery (Onboard or Remote), and other emergency backups are available

Wiring Typically the Emergency Backup is wired to 48” sections

Power 10 W

Illumination Time 90 minutes

Partners



Control Systems

Drivers (Remote Drivers Sold Separately)

Other Factory Non-Dimming, Factory 0–10V 1% Dim, Factory 0–10V 10% Dim, Factory DALI 0.1% Dim, Factory DMX Dim, Factory TRIAC Dim, eldoLED 0–10V 0.1% Dim, eldoLED 0–10V 1% Dim, eldoLED DALI 0.1% Dim, and other drivers are available, consult factory (not all integral)

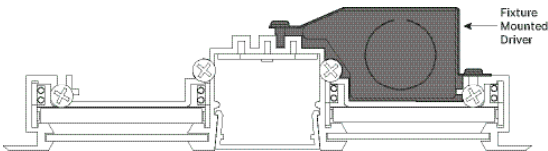
Lutron Hi-Lume 1% Dimming and 5-Series 5% Dimming

Cooper Compatible driver

Casambi (wireless) Compatible driver

XBox

Remote Driver Boxes (Optional) To create a clean and organized power solution for multiple fixture installations see our XBox Specification Guide. Reach out to a XICO Sales Representative to discuss you projects needs.



Integral Drivers are built inside the fixture and are included. They provide 0–10V, DALI, DMX, and TRIAC dimming. Also compatible with Cooper and other common building control systems, including PoE and wireless.





Square MCOs



Round MCOs

FIXTURE MOUNTING & CONNECTIONS

Mounting Type

T-Bar Mount

Installs into a ceiling grid system and mount on to, or replace, typical T-Bar elements. Available with a range of accessories, mounts and inserts that provide easy customization of visual appearance and performance enhancements.

Power Cord

24" Cable Kit

White

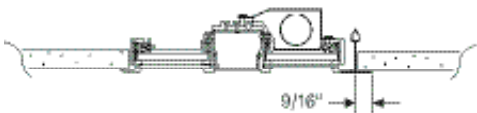
Mounting Kit

Suspension Cord

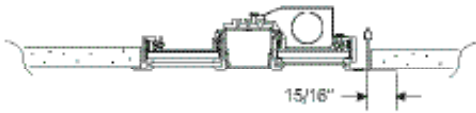
Stainless Steel

Mounting Options

T1 - 9/16" Flat T-Bar Mount



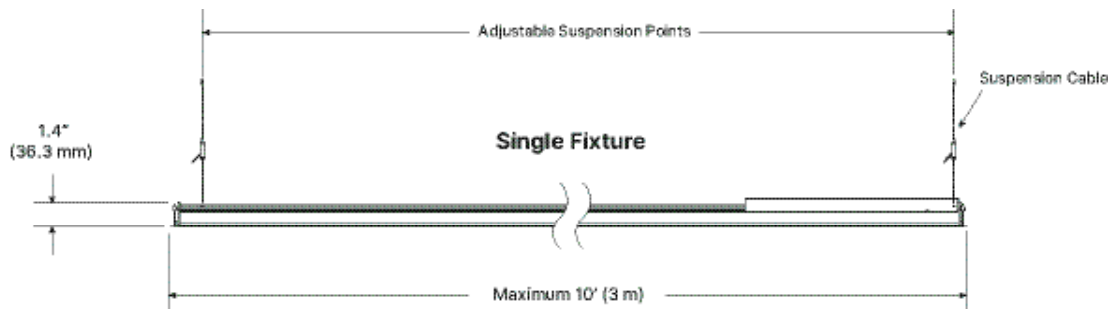
T3 - 15/16" Flat T-Bar Mount






### Standard Lengths & Continuous Runs

Maximum length of one fixture is 10'. Longer runs can be produced by joining sections. Customer approval of shop drawings is required prior to build of any non-standard length order.



### Emergency Battery Backup




EM Area is Set to 4' (1.2 m) for All Fixture Lengths.  
Fixtures Normal Power Maximum Output Level Set at Factory

Battery Power: 10 W  
Illumination Time: 90 minutes  
Light Output approx 300 lm/ft or 1200-1300 Total Lumens\*  
Recharge Time: 24 Hours

\*Light output may vary based on fixture output level ordered.



## STANDARDS & CERTIFICATIONS



### Declare Listed

Declare labels provide a quick and reliable way to make choices about the environmental footprint and safety of the product. Declare is internationally recognized and the labels can be found on the product, product packaging, or company website. Visit [xicoled.com](http://xicoled.com) for Declare Listed details.



### Red List Free

An industry standard certification for LED lighting products based on the International Living Future Institute (ILFI). These products only use materials based on the “Red List of Toxic Chemicals” (a list of chemicals and materials known to be hazardous to people and/or the Earth) that are safe, healthy, and environmentally sustainable.

## Certifications

### Compliance

BAA & TAA compliant in-house manufacturing in Boston, MA with North American supply chain

### Certifications



### Sustainability

Declare Listed and Red List Free

### Packaging

Low carbon, environmentally conscious packaging and shipping methods

## Environmental Suitability

### IP Rating

Suitable for Dry and Damp Locations, indoor use only

### Recyclable

SmartOptics and all powder coated and anodized parts are fully recyclable at end of life

## Reliability

### Manufacturing

All XICO products and associated optics and LED engines are assembled at our factory in Woburn, MA

### Quality Assurance

Each product is engineered reliability and quality assurance tested

## Warranty & Terms

### 5-YR Warranty

### Business Terms



For details on our warranty and business terms, please click or scan the QR Code.

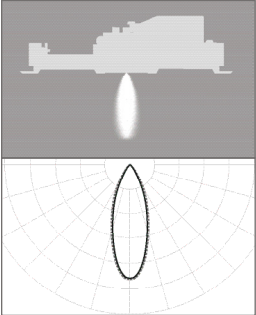


OPTIC	BEAM PATTERN		
	DMCO45	DMCO35	DMCO25
Micro Cavity Optics (MCO)	●	●	●

DIRECT PHOTOMETRICS

Static White Light

DMCO45: Micro Cavity Optic 45°



Length48"

LEDHE80

CRI/CCT80+/3500K

Lumens3,000

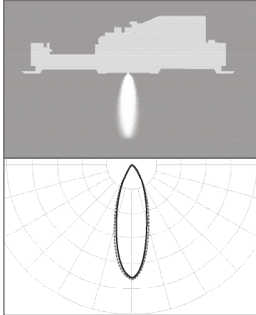
lm/ft749

Watts37

W/ft9

LPW82

DMCO35: Micro Cavity Optic 35°



Length48"

LEDHE80

CRI/CCT80+/3500K

Lumens3,000

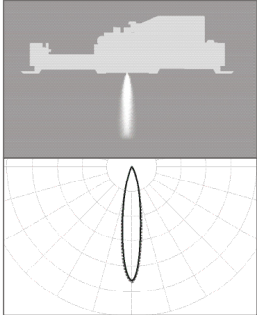
lm/ft749

Watts37

W/ft9

LPW82

DMCO25: Micro Cavity Optic 25°



Length48"

LEDHE80

CRI/CCT80+/3500K

Lumens3,000

lm/ft749

Watts37

W/ft9

LPW82



## PATENTS & TRADEMARKS



To learn more about our unique technologies, please click or scan the QR Code.

### Utility Patents

<b>United States</b>	US11543582, US11520097, US11512466, US11441749, US11396751, US11333822, US11163104, US11156762, US10852466, US10068447, US8953926, US8948564, US8911099, US8876348, US8794812, US8783898, US8761565, US8750671, US8721152, US8619363, US8430548, US8408775, US8249408, US8231256, US8177408, US8033706, US8033674, US7991257, US7914192, US7784954, US7758227, US7722224, US7542635, US7453636, US7453635, US7431489, US7408707, US7278775, US6369944, US6346311, US6123877, US5932342, US5837346, US20220373144, US20220372752, US20220364708, US20220357006, US20220357005, US20220342141, US20220290432, US20220206210A1, US20220171119A1, US20220171115A1, US20220162856A1, US20220162853A1, US20220146063A1, US20220137287, US20210301991A1, US20200355345A1, US20200217071A1, US20220333765A1, US20220228366A1, US20220196906A1, US20220010554A1, US20080043490A1, US20060290253A1, US20060215958A1, US20120321247, US20120250330, US20120099204
<b>Canada</b>	CA2702600, CA2702685, CA2702690
<b>France</b>	FREP0800658
<b>Germany</b>	DEEP0800658
<b>Great Britain</b>	GB2492541, GB2492542, GBEP0800658, GB2492398
<b>Japan</b>	JP03958359
<b>Netherlands</b>	NLEP0800658
<b>Taiwan</b>	FTW360813B
<b>European Patent Organization</b>	EP0843203, EP0843203

### Design Patents

<b>United States</b>	USD719282, USD717973, USD669606, USD669608, USD669609, USD669614, USD663056
----------------------	---

### The Patent Corporation Treaty

<b>World Intellectual Property Organization</b>	WO2015200268
---	--------------

### Trademarks

<b>United States</b>	US6672871, US6397231, US6373493, US6257728, US6190558, US6190559, US6142905, US6114408, US6038234, US6025279, US6060740, US6257729, US5856164, US5734112, US5543304, US5309290, US5309315, US4691124, US4640751
----------------------	---