


# GRIDBar1 NCO

## 15/16" T-Bar Replacement LED Linear Light



### Features & Benefits

#### Exceptional Performance

Replaces 15/16" T-Bar. Up to 1,000 lm/ft, 135 lm/W efficacy

#### Wide Range of LED Selections

Static, Tunable White, and Dim-to-Warm

#### Designed with Options

Wide choice of SmartOptic® lenses, beam distributions, 80/90/95+ CRI, 2200K to 5000K CCT, and 0-10V, DALI, DMX, and TRIAC dimming

#### Patented Innovations

Fusion® Optix Inside with unique SmartBeam® capabilities

#### Proprietary Optical Components

Provides excellent light distribution and high-transmission

#### Committed to Sustainability

Declare Listed and Red Free List materials

#### Compliance

UL Listed, Dry and Damp Locations

#### 5-Year Warranty

Standard 5-year warranty, 50,000 hours

Designed & Built in  
**BOSTON**

**Declare**



## FIXTURE ORDERING

Project Name

### 1) FIXTURE DESIGN

Fixture Type

PRODUCT	LENGTH	FIXTURE FINISH	END CAP	NANO CAVITY OPTICS (NCO) FINISH
<b>GBA1NCO-TBR</b>				
1" Compact Linear LED T-Bar Replacement	2 2' 4 4' 6 6' 8 8' 10 10' X_ Specify X', Y"	MWH Matte White (RAL9003) MBK Matte Black (RAL9005) MGR Matte Gray (RAL7001) CAE Clear Anodized Effect RAL_ Specify RAL#	E1 Flat End Cap	OSQNCOWH Square NCO, White OSQNCOBK Square NCO, Black ORNCOWH Round NCO, White ORNCOBK Round NCO, Black

### 2) LED LIGHT ENGINE

CRI	CCT	DIRECT BEAM PATTERN	DIRECT OUTPUT
S80 Std. 80 CRI	22 2200K	DNCO45 Nano Cavity Optics 45°	35 350 lm/ft
S90 Std. 90 CRI	27 2700K	DNCO35 Nano Cavity Optics 35°	50 500 lm/ft
HE80 High-Eff. 80 CRI	30 3000K	DNCO25 Nano Cavity Optics 25°	75 750 lm/ft
HE90 High-Eff. 90 CRI	35 3500K	X_ Specify Beam	100 1,000 lm/ft
HD95 High-Def. 95 CRI	40 4000K		X_ Specify lm/ft
SUN Full SunLike	50 5000K		
SBIOS Static BIOS	3022D 3000K to 2200K Dim-to-Warm		
DBIOS Dynamic BIOS	3527D 3500K to 2700K Dim-to-Warm		
TBIOS Tunable White BIOS	X_ Specify CCT		

### 3) FIXTURE POWER & CONTROLS

LINE VOLTAGE (AC)	REMOTE DRIVER (POWER)	EMERGENCY BACKUP	REMOTE DRIVER BOX <sup>1</sup>	CONTROL SYSTEM <sup>3</sup>
UNV 120/277V 347 347V	FDND Factory Non-Dimming FD01 Factory 0-10V 1% Dim FD10 Factory 0-10V 10% Dim FDDA Factory DALI 0.1% Dim FDDX Factory DMX Dim FDTR Factory TRIAC Dim LD01 Lutron Hi-Lume 1% Dim LD05 Lutron 5-Series 5% Dim ED00 eldoLED 0-10V 0.1% Dim ED01 eldoLED 0-10V 1% Dim EDDA eldoLED DALI 0.1% Dim X_ Specify Driver	NN Not Needed EMC Emergency Circuit EMB Emergency Battery (10 W — Remote) X_ Specify Backup	NN Not Needed RLDB <sup>2</sup> Remote Linear Driver Box (driver included by default) RX2D <sup>2</sup> Optional Remote XBox2 Driver, Up to 2 Drivers RX3D <sup>2</sup> Optional Remote XBox3 Driver, Up to 3 Drivers RX5D <sup>2</sup> Optional Remote XBox5 Driver, Up to 5 Drivers	NN Not Needed LUT Lutron COO Cooper CAS Casambi X_ Specify Control System

### 4) FIXTURE MOUNTING & CONNECTIONS

MOUNTING TYPE	POWER CORD	MOUNTING KIT
TC1 9/16" Flat T-Bar Mount Clip TC2 9/16" Bolt Slot T-Bar Mount Clip TC3 15/16" Flat T-Bar Mount Clip	P48WH 48" White Cord (Ø 1/8") P48BK 48" Black Cord (Ø 1/8") P96WH 96" White Cord (Ø 1/8") P96BK 96" Black Cord (Ø 1/8")	SSMB Stainless Steel Surface Mounting Bracket

Footnotes: <sup>1</sup> Remote distance is dependent on driver type, up to 100' (30.5 m). <sup>2</sup> Creates a clean and organized power solution for multiple fixture installations.  
<sup>3</sup> The control system and driver must be compatible.

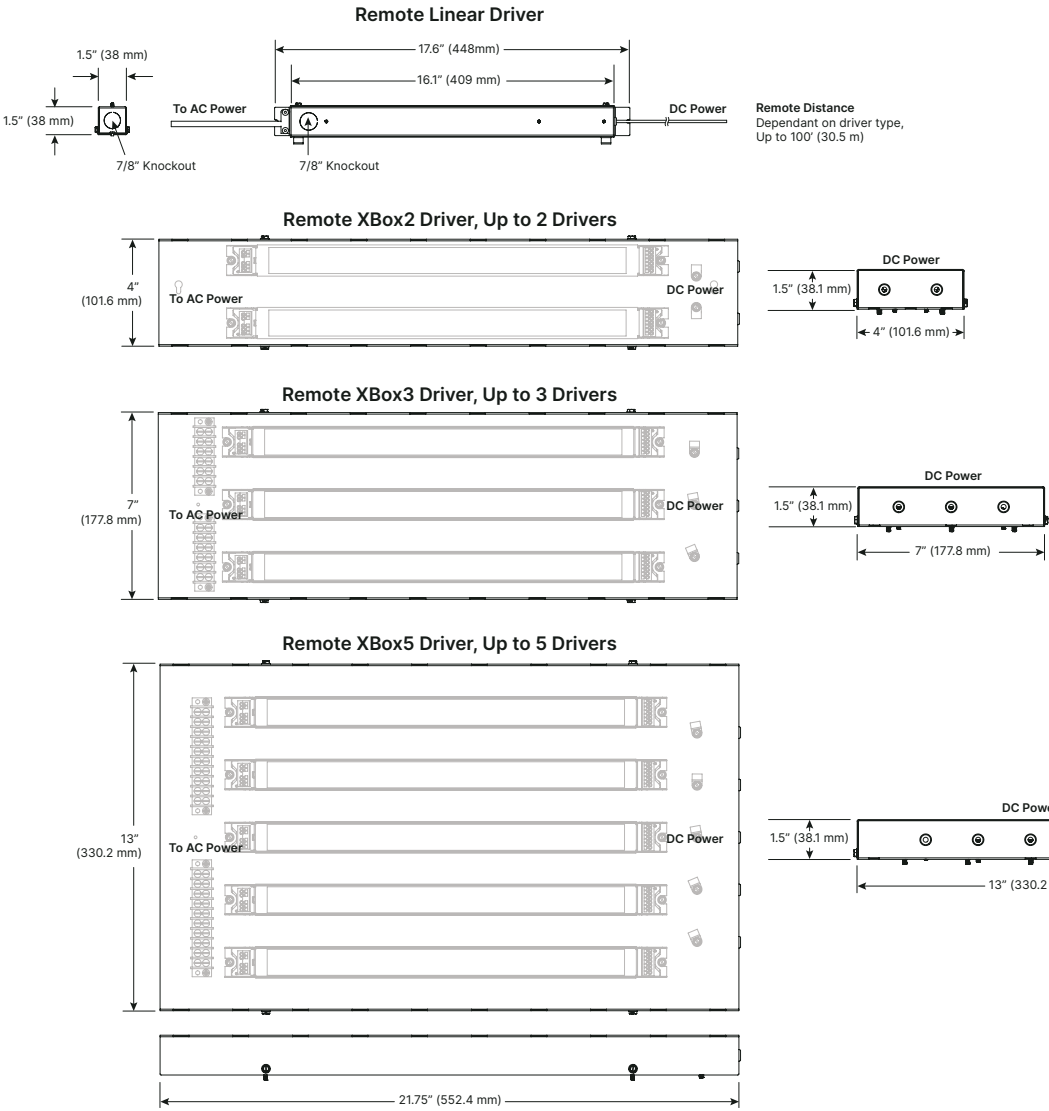
NOTES

Project Name

Fixture Type

REMOTE DRIVER BOX

Dimensions

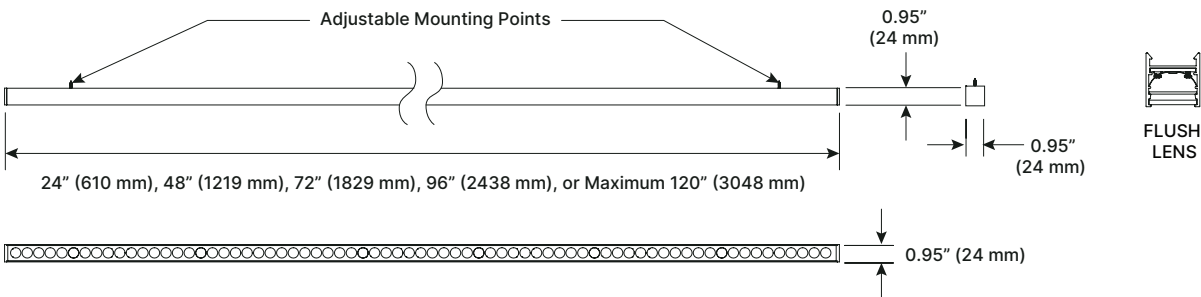


FIXTURE DESIGN

Dimensions



To download BIM (Revit) Files, please click or scan the QR Code.




Length


**Length Options** 2', 4', 6', 8', 10' nominal, or custom within 3"

Finish


Housing Colors (Matte Finish)




White (RAL9003)




Black (RAL9005)



Gray (RAL7001)



Clear Anodized Effect



Custom RAL

**Housing Material** 6063-T5 extruded, recycled aluminum

**Mounting Brackets** Sheet metal

End Cap

**End Cap Option** Flat

**End Cap Material** Machined or cast aluminum

Optic

**Lens Options** Square and Round Nano Cavity Optics

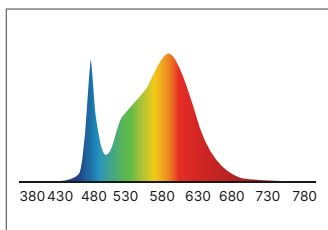
**Lens Material** Patented SmartOptics® made from Acrylic (PMMA)

Voltage

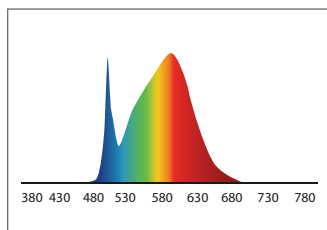
**Fixture Voltage (AC)** 120–277 VAC and 347 VAC, 50/60 Hz

## LED SELECTION GUIDE

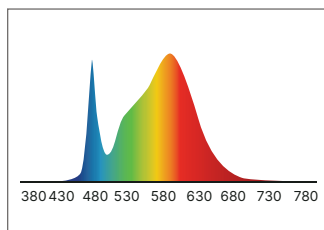
**S80: Standard 80+ CRI**



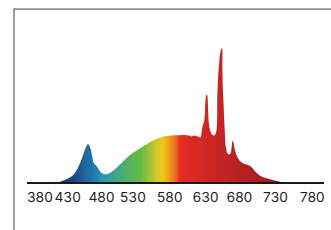
**S90: Standard 90+ CRI**



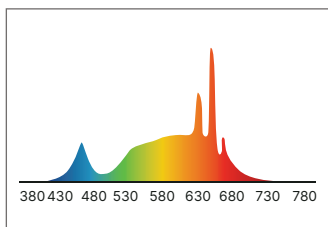
**HE80: High-Efficiency 80+ CRI**



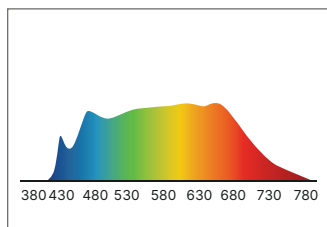
**HE90: High-Efficiency 90+ CRI**



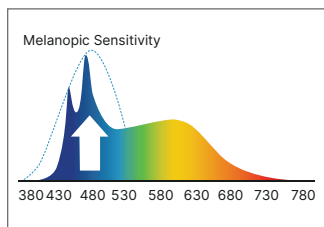
**HD95: High-Definition 95+ CRI**



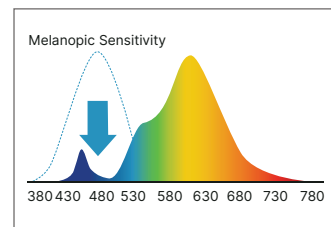
**SUN: Full Spectrum "SunLike"**



**HCD: Human Centric Day**



**HCN: Human Centric Night**



### Static White Light (LED Light Engine Only)

CODE	DESCRIPTION	TYPICAL LED DATA							
		CCT	CRI	CRI R9	TM30 Rf	TM30 Rg	CQS	M/P Ratio	LPW
S80	Standard 80 CRI	3500K	82.5	7.8	84	96.7	82.5	0.51	190
S90	Standard 90 CRI	3500K	91	54.3	89.3	98.9	89.2	0.55	175
HE80	High Efficiency 80 CRI	3500K	82.1	5.9	83	94.2	81.2	0.52	210
HE90	High Efficiency 90 CRI	3500K	92.2	90	90.7	103.8	92.1	0.56	190
HD95	High Definition 95 CRI	3500K	97.1	95	–	–	–	0.70	163
SUN	Full Spectrum SunLike®	3500K	95	85	–	–	–	–	130
HCD	Human Centric Day	4000K	83	95	–	–	–	0.92	155
HCN	Human Centric Night	2700K	80	–	–	–	–	0.44	134

### LPW Efficacy Conversion Chart

CODE	CCT SELECTED							
	2200K	2700K	3000K	3500K	4000K	5000K	5700K	6500K
S80	–	0.91	0.96	1.00	1.04	1.11	1.11	1.11
S90	–	0.91	0.96	1.00	1.04	1.11	1.11	1.11
HE80	–	0.96	0.99	1.00	1.03	1.04	1.03	1.03
HE90	–	0.91	0.96	1.00	1.04	1.11	N/A	N/A
HD95	–	0.91	0.96	1.00	1.04	1.11	1.03	1.04
SUN95	–	0.90	0.92	1.00	1.01	1.07	1.04	1.05
HCD	–	N/A	0.96	1.00	1.04	1.04	1.04	1.04
HCN	–	0.87	0.96	1.00	1.04	N/A	N/A	N/A

## BIOS TECHNOLOGY

### Choosing Your BIOS Solution

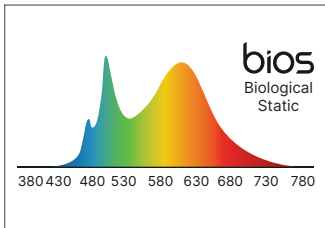
BIOS is offered in four Circadian LED Solutions with BIOS SkyBlue Technology — Biological Static, Biological Dynamic, Biological Tunable, and Biological Dim-to-Warm. BIOS SkyBlue™ Technology includes a blue peak at 490nm that provides an effective daytime circadian signal using standard architectural color temperatures.

**bios**

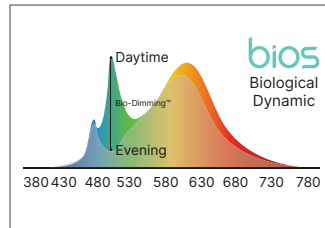
To learn more about BIOS Technology, please click or scan the QR Code.



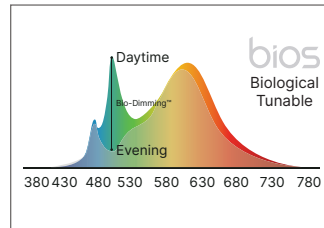
**BIOS Static**



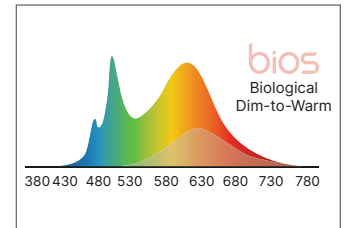
**BIOS Dynamic**



**BIOS Tunable**



**BIOS Dim-to-Warm**



### Daytime

No color change when dimmed

Spaces that operate during daytime hours — 7am and 7pm

### Daytime & Evening

500K shift when dimmed

Spaces that operate overnight — after 7pm and before 7am

### Daytime & Evening

Dims to 2700K

Spaces that operate with overnight shifts — after 7pm and before 7am

### Daytime & Evening

Dims from cool to warm

Spaces where people sleep — after 7pm and before 7am

### Circadian and Human Centric Light

CODE	DESCRIPTION	BIO-DIMMING MODULE TECHNOLOGY GUIDE					
		Driver	Driver Voltage	CCT	Requires BIO-Dimming Module	Lighting Control	BIOS SkyBlue (490nm)
SBIOS	BIOS Static	DIM1	0-10V Dimming to 1% Dim-to-Dark	No CCT Change	No	Intensity Dimming Control Only	Always Present
DBIOS	BIOS Dynamic	BIODIM1	0-10V Intensity Dimming to 1% Dim-to-Dark	500K Shift	Yes	Intensity Dimming & Spectrum Change Controlled Together	Removed with BIO-Dimming
DBIOS-2	BIOS Dynamic (Two Channel)				No	Intensity Dimming & Spectrum Change Controlled Separately	Removed by Adjusting "Spectrum Channel"
TBIOS	BIOS Tunable	ATW / DTW	0-10V Control of Intensity & CCT on Separate 2 Channels / DALI Control of Intensity & CCT on Separate 2 Channels	Dims to 2700K	Yes	Intensity Dimming & Spectrum Change Controlled Together	Removed with BIO-Dimming
TBIOS-2	BIOS Tunable (Two Channel)				No	Intensity Dimming & Spectrum Change Controlled Separately	Removed by Adjusting "Spectrum Channel"
DWBIOS	BIOS Dim-to-Warm	-	-	Dims to 2200K	Yes	Intensity Dimming & Spectrum Change Controlled Together	Removed with BIO-Dimming
DWBIOS-2	BIOS Dim-to-Warm (Two Channel)				No	Intensity Dimming & Spectrum Change Controlled Separately	Removed by Adjusting "Spectrum Channel"

SMARTBEAM® TECHNOLOGY

The Ultimate Control of Lighting Distributions

SmartBeam makes it easy to specify the exact light required for any architectural space. Available in every XICO product; it is now possible to create truly tailored and engaging lighting that transform spaces, improves visual comfort, and saves energy.

To learn more about our SmartBeam Technology, please click or scan the QR Code.



FIXTURE POWER & CONTROLS

Voltage

LED Driver Factory Selected, 36–39V Constant Current

Emergency Backup

Backup Types Emergency Circuit, Emergency Battery (Remote), and other emergency backups are available

Wiring Typically the Emergency Backup is wired to 48” sections

Power 10 W

Illumination Time 90 minutes

Partners



Control Systems

Remote Drivers (Sold Separately)

Other Factory Non-Dimming, Factory 0–10V 1% Dim, Factory 0–10V 10% Dim, Factory DALI 0.1% Dim, Factory DMX Dim, Factory TRIAC Dim, eldoLED 0–10V 0.1% Dim, eldoLED 0–10V 1% Dim, eldoLED DALI 0.1% Dim, and other drivers are available, consult factory (not all integral)

Lutron Hi-Lume 1% Dimming and 5-Series 5% Dimming


Cooper Compatible driver

Casambi (wireless) Compatible driver


XBox

Remote Driver Boxes (Optional) To create a clean and organized power solution for multiple fixture installations see our XBox Specification Guide. Reach out to a XICO Sales Representative to discuss you projects needs.





Square NCOs



Round NCOs

FIXTURE MOUNTING & CONNECTIONS

Mounting Type

**T-Bar Replacement** Replaces 15/16" T-Bar ceiling grid system. Available with a range of accessories, mounts and inserts that provide easy customization of visual appearance and performance enhancements.

Power Cord

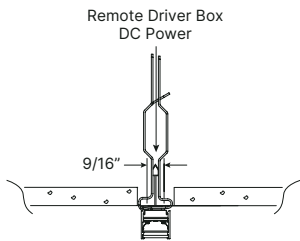
**24" Cable Kit** White and Black

Mounting Kit

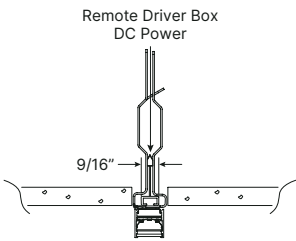
**Surface Mounting Bracket** Stainless Steel

Mounting Options

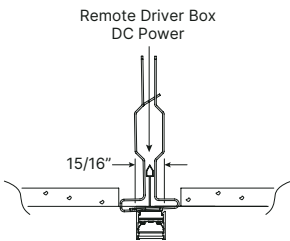
TC1 - 9/16" Flat T-Bar Mount Clip



TC2 - 9/16" Bolt Slot T-Bar Mount Clip



TC3 - 15/16" Flat T-Bar Mount Clip

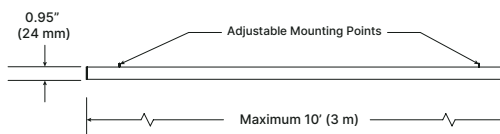




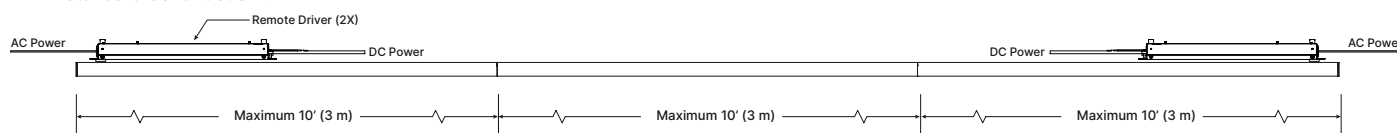
## Standard Lengths & Continuous Runs

Maximum length of one fixture is 10'. Longer runs can be produced by joining sections. Customer approval of shop drawings is required prior to build of any non-standard length order.

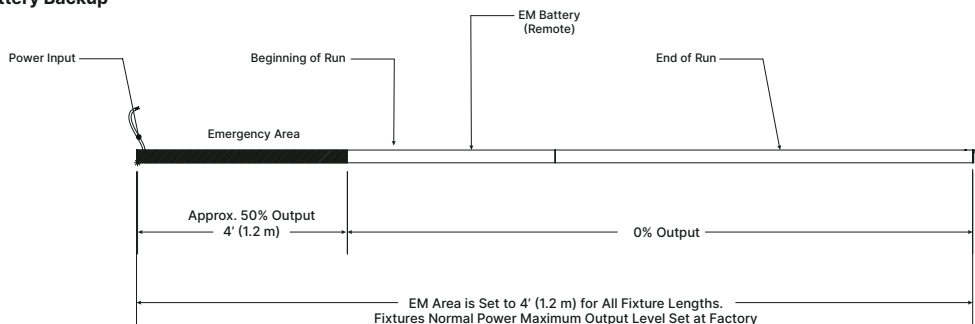
**Single Fixture**



**Standard Continuous Run**



**Emergency Battery Backup**



Battery Power: 10 W  
 Illumination Time: 90 minutes  
 Light Output approx 300 lm/ft or 1200-1300 Total Lumens\*  
 Recharge Time: 24 Hours

\*Light output may vary based on fixture output level ordered.

## STANDARDS & CERTIFICATIONS



### Declare Listed

Declare labels provide a quick and reliable way to make choices about the environmental footprint and safety of the product. Declare is internationally recognized and the labels can be found on the product, product packaging, or company website. Visit [xicoled.com](http://xicoled.com) for Declare Listed details.



### Red List Free

An industry standard certification for LED lighting products based on the International Living Future Institute (ILFI). These products only use materials based on the “Red List of Toxic Chemicals” (a list of chemicals and materials known to be hazardous to people and/or the Earth) that are safe, healthy, and environmentally sustainable.

## Certifications

### Compliance

BAA & TAA compliant in-house manufacturing in Boston, MA with North American supply chain

### Certifications



### Sustainability

Declare Listed and Red List Free

### Packaging

Low carbon, environmentally conscious packaging and shipping methods

## Environmental Suitability

### IP Rating

Suitable for Dry and Damp Locations, indoor use only

### Recyclable

SmartOptics and all powder coated and anodized parts are fully recyclable at end of life

## Reliability

### Manufacturing

All XICO products and associated optics and LED engines are assembled at our factory in Woburn, MA

### Quality Assurance

Each product is engineered reliability and quality assurance tested

## Warranty & Terms

### 5-YR Warranty

### Business Terms



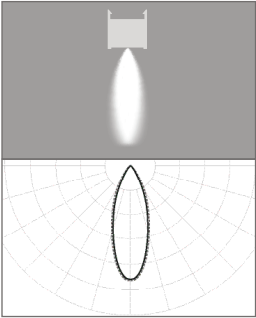
For details on our warranty and business terms, please click or scan the QR Code.

OPTIC	BEAM PATTERN		
	DNCO45	DNCO35	DNCO25
Nano Cavity Optics (NCO)	●	●	●

DIRECT PHOTOMETRICS

Static White Light

DNCO45: Nano Cavity Optic 45°



Length48"

LEDHE80

CRI/CCT80+/3500K

Lumens3,000

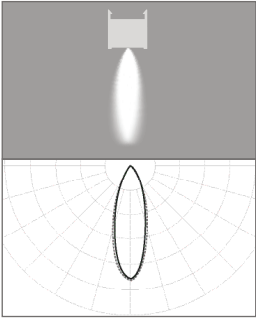
lm/ft750

Watts37

W/ft9

LPW82

DNCO35: Nano Cavity Optic 35°



Length48"

LEDHE80

CRI/CCT80+/3500K

Lumens3,000

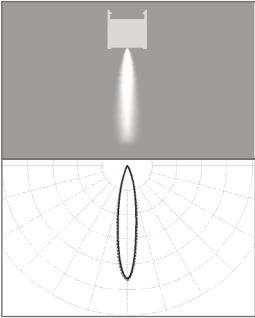
lm/ft749

Watts37

W/ft9

LPW82

DNCO25: Nano Cavity Optic 25°



Length48"

LEDHE80

CRI/CCT80+/3500K

Lumens3,000

lm/ft750

Watts37

W/ft9

LPW82

## PATENTS & TRADEMARKS



To learn more about our unique technologies, please click or scan the QR Code.

### Utility Patents

<b>United States</b>	US11543582, US11520097, US11512466, US11441749, US11396751, US11333822, US11163104, US11156762, US10852466, US10068447, US8953926, US8948564, US8911099, US8876348, US8794812, US8783898, US8761565, US8750671, US8721152, US8619363, US8430548, US8408775, US8249408, US8231256, US8177408, US8033706, US8033674, US7991257, US7914192, US7784954, US7758227, US7722224, US7542635, US7453636, US7453635, US7431489, US7408707, US7278775, US6369944, US6346311, US6123877, US5932342, US5837346, US20220373144, US20220372752, US20220364708, US20220357006, US20220357005, US20220342141, US20220290432, US20220206210A1, US20220171119A1, US20220171115A1, US20220162856A1, US20220162853A1, US20220146063A1, US20220137287, US20210301991A1, US20200355345A1, US20200217071A1, US20220333765A1, US20220228366A1, US20220196906A1, US20220010554A1, US20080043490A1, US20060290253A1, US20060215958A1, US20120321247, US20120250330, US20120099204
<b>Canada</b>	CA2702600, CA2702685, CA2702690
<b>France</b>	FREP0800658
<b>Germany</b>	DEEP0800658
<b>Great Britain</b>	GB2492541, GB2492542, GBEP0800658, GB2492398
<b>Japan</b>	JP03958359
<b>Netherlands</b>	NLEP0800658
<b>Taiwan</b>	FTW360813B
<b>European Patent Organization</b>	EP0843203, EP0843203

### Design Patents

<b>United States</b>	USD719282, USD717973, USD669606, USD669608, USD669609, USD669614, USD663056
----------------------	---

### The Patent Corporation Treaty

<b>World Intellectual Property Organization</b>	WO2015200268
---	--------------

### Trademarks

<b>United States</b>	US6672871, US6397231, US6373493, US6257728, US6190558, US6190559, US6142905, US6114408, US6038234, US6025279, US6060740, US6257729, US5856164, US5734112, US5543304, US5309290, US5309315, US4691124, US4640751
----------------------	---