


# EDGESlot3 T-Bar

## 3" Edge-Lit Linear LED T-Bar Mount



Fixture Mounted or Remote Driver

### Features & Benefits

#### Exceptional Performance

Up to 1,000 lm/ft, 135 lm/W efficacy

#### Wide Range of LED Selections

Static, Tunable White, and Dim-to-Warm

#### Designed with Options

Wide choice of SmartOptic® lenses, beam distributions, 80/90/95+ CRI, 2200K to 5000K CCT, and 0-10V, DALI, DMX, and TRIAC dimming

#### Patented Innovations

Fusion® Optix Inside with unique SmartBeam® capabilities

#### Proprietary Optical Components

Provides excellent light distribution and high-transmission

#### Committed to Sustainability

Declare Listed and Red Free List materials

#### Compliance

UL Listed, Dry and Damp Locations

#### 5-Year Warranty

Standard 5-year warranty, 50,000 hours

Designed & Built in  
**BOSTON**

**Declare**



## FIXTURE ORDERING

Project Name

### 1) FIXTURE DESIGN

Fixture Type

PRODUCT	LENGTH		FINISH		OPTIC	
<b>ESL3-RT</b>						
3" Edge-Lit	2	2'	MWH	Matte White (RAL9003)	OFL	Flush Lens
Linear LED	4	4'	MBK	Matte Black (RAL9005)	ORL	Regressed Lens
T-Bar Mount	6	6'	MGR	Matte Gray (RAL7001)		
	8	8'	CAE	Clear Anodized Effect		
	10	10'	RAL_	Specify RAL#		
	X_	Specify X', Y"				

### 2) LED LIGHT ENGINE

CRI		CCT		DIRECT BEAM PATTERN		DIRECT OUTPUT	
S80	Std. 80 CRI	22	2200K	DLAM	Lambertian	35	350 lm/ft
S90	Std. 90 CRI	27	2700K	DBW65	Batwing 65°	50	500 lm/ft
HE80	High-Eff. 80 CRI	30	3000K	DA5025	Asymmetric 50° at 25° Tilt	75	750 lm/ft
HE90	High-Eff. 90 CRI	35	3500K	X_	Specify Beam	100	1,000 lm/ft
HD95	High-Def. 95 CRI	40	4000K			O_	Specify lm/ft
SUN	Full SunLike	50	5000K				
SBIOS	Static BIOS	3022D	3000K to 2200K Dim-to-Warm				
DBIOS	Dynamic BIOS	3527D	3500K to 2700K Dim-to-Warm				
TBIOS	Tunable White BIOS	X_	Specify CCT				

### 3) FIXTURE POWER & CONTROLS

LINE VOLTAGE (DC)		DRIVER LOCATION		DRIVER (POWER)		REMOTE DRIVER BOX <sup>1</sup>		EMERGENCY BACKUP		CONTROL SYSTEM <sup>3</sup>	
UNV	120/277V	FMD	Fixture Mounted Driver	FDND	Factory Non-Dimming	NN	Not Needed	NN	Not Needed	NN	Not Needed
347	347V			FD01	Factory 0-10V 1% Dim	RLDB <sup>2</sup>	Remote Linear Driver Box (driver included by default)	EMC	Emergency Circuit	LUT	Lutron
		RD	Remote Driver	FD10	Factory 0-10V 10% Dim			EMB	Emergency Battery (10 W — Onboard or Remote)	COO	Cooper
				FDDA	Factory DALI 0.1% Dim					CAS	Casambi
				FDDX	Factory DMX Dim					X_	Specify Control System
				FDTR	Factory TRIAC Dim	RX2D <sup>2</sup>	Optional Remote XBox2 Driver, Up to 2 Drivers	X_	Specify Backup		
				LD01	Lutron Hi-Lume 1% Dim						
				LD05	Lutron 5-Series 5% Dim						
				ED00	eldoLED 0-10V 0.1% Dim	RX3D <sup>2</sup>	Optional Remote XBox3 Driver, Up to 3 Drivers				
				ED01	eldoLED 0-10V 1% Dim						
				EDDA	eldoLED DALI 0.1% Dim						
				X_	Specify Driver	RX5D <sup>2</sup>	Optional Remote XBox5 Driver, Up to 5 Drivers				

### 4) FIXTURE MOUNTING & CONNECTIONS

MOUNTING TYPE				POWER CORD	
T1	9/16" Flat T-Bar Mount			S24WH	24" White Cable Kit
T3	15/16" Flat T-Bar Mount			S24BK	24" Black Cable Kit
X_	Specify Mounting Type				

Footnotes: <sup>1</sup> Remote distance is dependent on driver type, up to 100' (30.5 m). <sup>2</sup> Creates a clean and organized power solution for multiple fixture installations. <sup>3</sup> The control system and driver must be compatible.

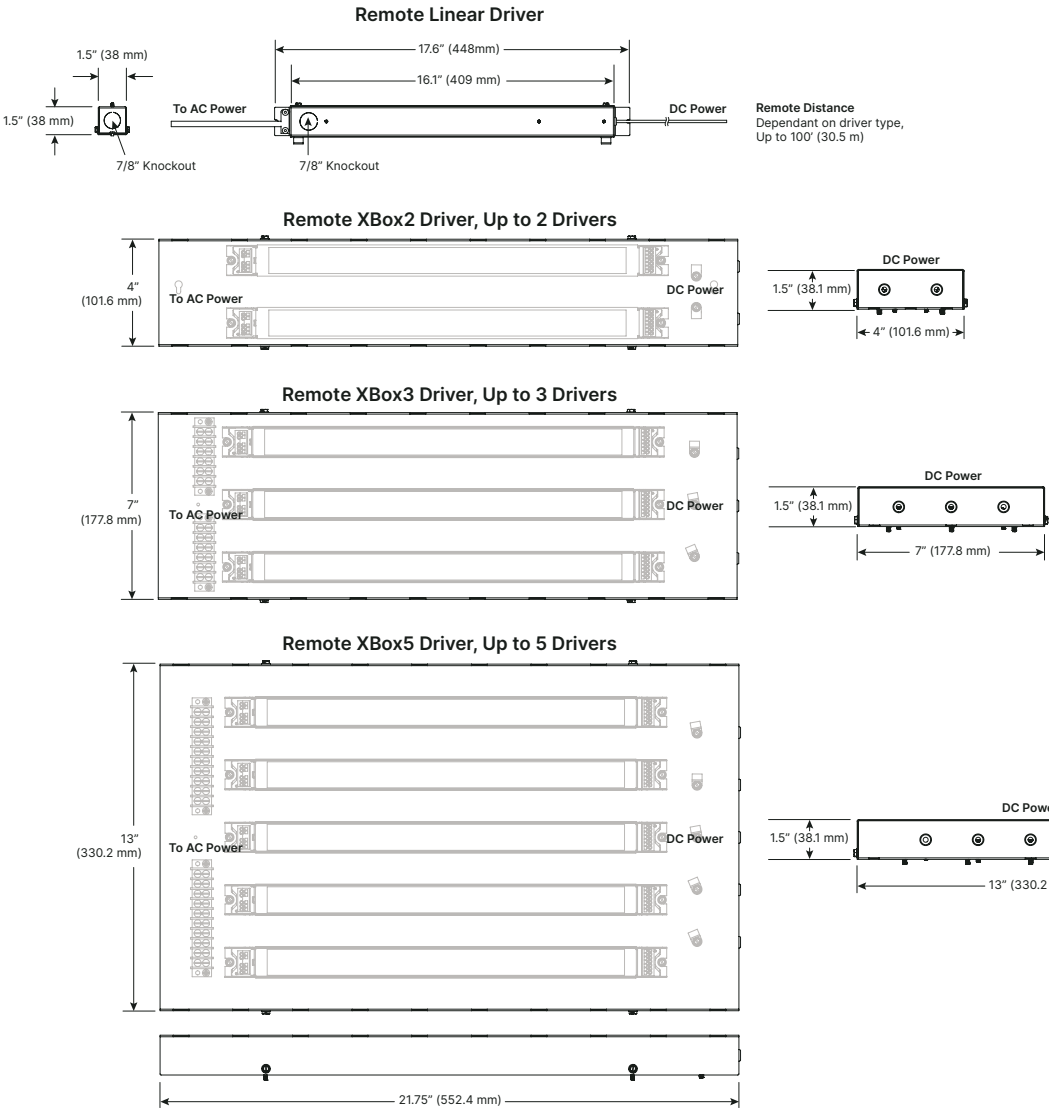
NOTES

Project Name

Fixture Type

REMOTE DRIVER BOX

Dimensions

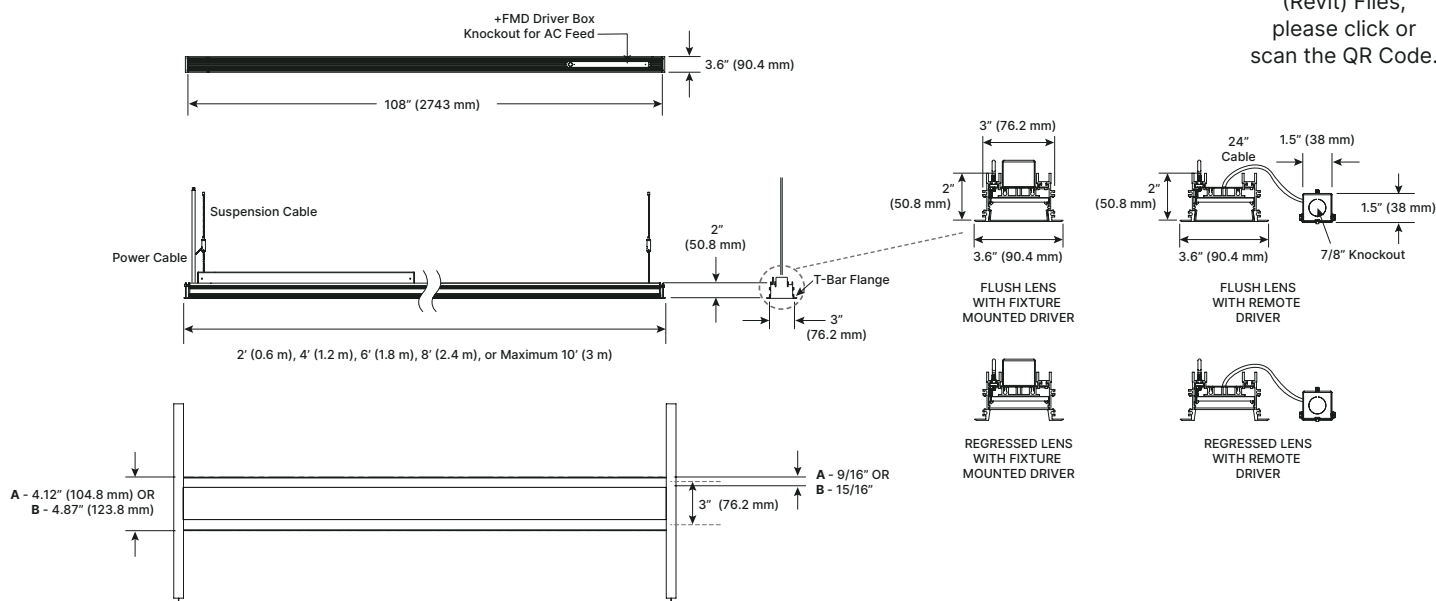


### FIXTURE DESIGN

#### Dimensions



To download BIM (Revit) Files, please click or scan the QR Code.



#### Length

##### Length Options

2', 4', 6', 8', 10' nominal, or custom within 3"

#### Finish

##### Housing Colors (Matte Finish)



White (RAL9003)



Black (RAL9005)



Gray (RAL7001)



Clear Anodized Effect



Custom RAL

##### Housing Material

6063-T5 extruded, recycled aluminum

##### Mounting Brackets

Sheet metal

#### Optic

##### Lens Options

Flush and Regressed

##### Lens Material

Patented SmartOptics® made from Acrylic (PMMA)

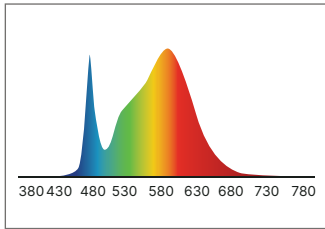
#### Voltage

##### Fixture Voltage (AC)

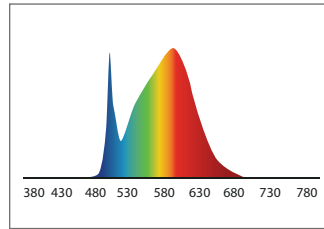
120–277 VAC and 347 VAC, 50/60 Hz

## LED SELECTION GUIDE

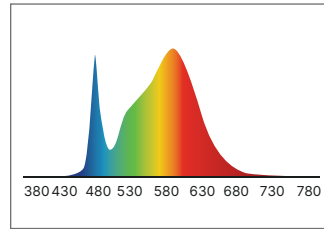
**S80: Standard 80+ CRI**



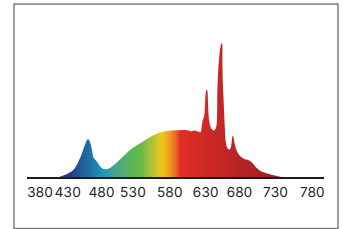
**S90: Standard 90+ CRI**



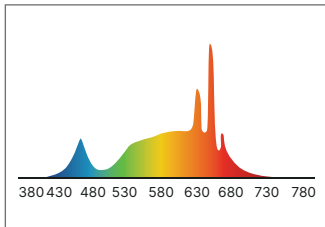
**HE80: High-Efficiency 80+ CRI**



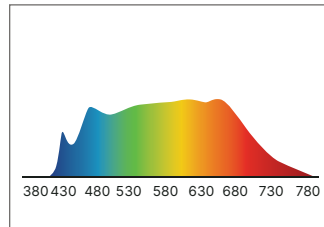
**HE90: High-Efficiency 90+ CRI**



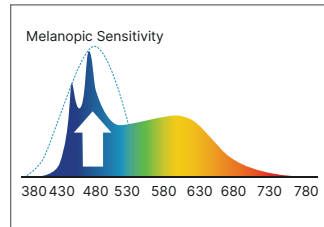
**HD95: High-Definition 95+ CRI**



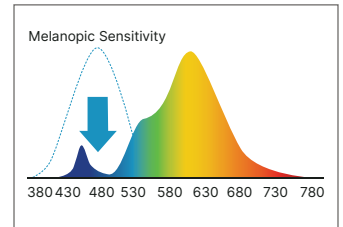
**SUN: Full Spectrum "SunLike"**



**HCD: Human Centric Day**



**HCN: Human Centric Night**



### Static White Light (LED Light Engine Only)

CODE	DESCRIPTION	TYPICAL LED DATA							
		CCT	CRI	CRI R9	TM30 Rf	TM30 Rg	CQS	M/P Ratio	LPW
S80	Standard 80 CRI	3500K	82.5	7.8	84	96.7	82.5	0.51	190
S90	Standard 90 CRI	3500K	91	54.3	89.3	98.9	89.2	0.55	175
HE80	High Efficiency 80 CRI	3500K	82.1	5.9	83	94.2	81.2	0.52	210
HE90	High Efficiency 90 CRI	3500K	92.2	90	90.7	103.8	92.1	0.56	190
HD95	High Definition 95 CRI	3500K	97.1	95	–	–	–	0.70	163
SUN	Full Spectrum SunLike®	3500K	95	85	–	–	–	–	130
HCD	Human Centric Day	4000K	83	95	–	–	–	0.92	155
HCN	Human Centric Night	2700K	80	–	–	–	–	0.44	134

### LPW Efficacy Conversion Chart

CODE	CCT SELECTED							
	2200K	2700K	3000K	3500K	4000K	5000K	5700K	6500K
S80	–	0.91	0.96	1.00	1.04	1.11	1.11	1.11
S90	–	0.91	0.96	1.00	1.04	1.11	1.11	1.11
HE80	–	0.96	0.99	1.00	1.03	1.04	1.03	1.03
HE90	–	0.91	0.96	1.00	1.04	1.11	N/A	N/A
HD95	–	0.91	0.96	1.00	1.04	1.11	1.03	1.04
SUN95	–	0.90	0.92	1.00	1.01	1.07	1.04	1.05
HCD	–	N/A	0.96	1.00	1.04	1.04	1.04	1.04
HCN	–	0.87	0.96	1.00	1.04	N/A	N/A	N/A

## BIOS TECHNOLOGY

### Choosing Your BIOS Solution

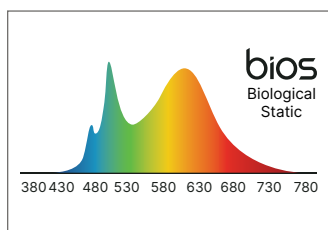
BIOS is offered in four Circadian LED Solutions with BIOS SkyBlue Technology — Biological Static, Biological Dynamic, Biological Tunable, and Biological Dim-to-Warm. BIOS SkyBlue™ Technology includes a blue peak at 490nm that provides an effective daytime circadian signal using standard architectural color temperatures.

**bios**

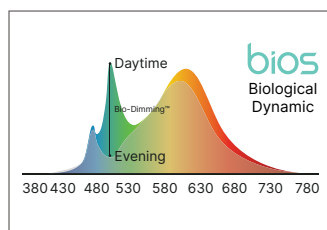
To learn more about BIOS Technology, please click or scan the QR Code.



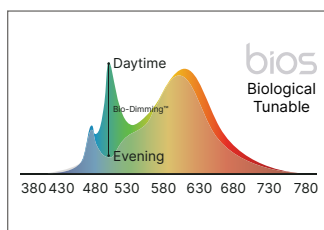
**BIOS Static**



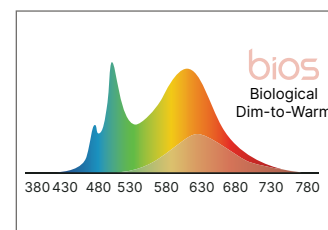
**BIOS Dynamic**



**BIOS Tunable**



**BIOS Dim-to-Warm**



### Daytime

No color change when dimmed

Spaces that operate during daytime hours — 7am and 7pm

### Daytime & Evening

500K shift when dimmed

Spaces that operate overnight — after 7pm and before 7am

### Daytime & Evening

Dims to 2700K

Spaces that operate with overnight shifts — after 7pm and before 7am

### Daytime & Evening

Dims from cool to warm

Spaces where people sleep — after 7pm and before 7am

## Circadian and Human Centric Light

CODE	DESCRIPTION	BIO-DIMMING MODULE TECHNOLOGY GUIDE					
		Driver	Driver Voltage	CCT	Requires BIO-Dimming Module	Lighting Control	BIOS SkyBlue (490nm)
SBIOS	BIOS Static	DIM1	0-10V Dimming to 1% Dim-to-Dark	No CCT Change	No	Intensity Dimming Control Only	Always Present
DBIOS	BIOS Dynamic	BIODIM1	0-10V Intensity Dimming to 1% Dim-to-Dark	500K Shift	Yes	Intensity Dimming & Spectrum Change Controlled Together	Removed with BIO-Dimming
DBIOS-2	BIOS Dynamic (Two Channel)				No	Intensity Dimming & Spectrum Change Controlled Separately	Removed by Adjusting "Spectrum Channel"
TBIOS	BIOS Tunable	ATW / DTW	0-10V Control of Intensity & CCT on Separate 2 Channels / DALI Control of Intensity & CCT on Separate 2 Channels	Dims to 2700K	Yes	Intensity Dimming & Spectrum Change Controlled Together	Removed with BIO-Dimming
TBIOS-2	BIOS Tunable (Two Channel)				No	Intensity Dimming & Spectrum Change Controlled Separately	Removed by Adjusting "Spectrum Channel"
DWBIOS	BIOS Dim-to-Warm	-	-	Dims to 2200K	Yes	Intensity Dimming & Spectrum Change Controlled Together	Removed with BIO-Dimming
DWBIOS-2	BIOS Dim-to-Warm (Two Channel)				No	Intensity Dimming & Spectrum Change Controlled Separately	Removed by Adjusting "Spectrum Channel"

SMARTBEAM® TECHNOLOGY

The Ultimate Control of Lighting Distributions

SmartBeam makes it easy to specify the exact light required for any architectural space. Available in every XICO product; it is now possible to create truly tailored and engaging lighting that transform spaces, improves visual comfort, and saves energy.

To learn more about our SmartBeam Technology, please click or scan the QR Code.



FIXTURE POWER & CONTROLS

Voltage

LED Driver Factory Selected, 36–39V Constant Current

Emergency Backup

Backup Types Emergency Circuit, Emergency Battery Onboard or Remote, and other emergency backups are available

Wiring Typically the Emergency Backup is wired to 48” sections

Power 10 W

Illumination Time 90 minutes

Partners



Control Systems

Other Factory Non-Dimming, Factory 0–10V 1% Dim, Factory 0–10V 10% Dim, Factory DALI 0.1% Dim, Factory DMX Dim, Factory TRIAC Dim, eldoLED 0–10V 0.1% Dim, eldoLED 0–10V 1% Dim, eldoLED DALI 0.1% Dim, and other drivers are available, consult factory (not all integral)

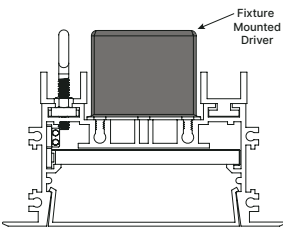
Lutron Hi-Lume 1% Dimming and 5-Series 5% Dimming

Cooper Compatible driver

Casambi (wireless) Compatible driver

XBox

Remote Driver Boxes (Optional) To create a clean and organized power solution for multiple fixture installations see our Xbox Specification Guide. Reach out to a XICO Sales Representative to discuss you projects needs.



Fixture Mounted Drivers mount on top of the fixture. They provide 0–10V, DALI, DMX, and TRIAC dimming. Also compatible with Cooper and other common building control systems, including PoE and wireless.





Flush Lens



Regressed Lens

FIXTURE MOUNTING & CONNECTIONS

Mounting Type

**T-Bar Mount** Specifically designed to fit standard T-Bar/Grid Spacing for seamless fit. Available with a range of accessories, mounts and inserts that provide easy customization of visual appearance and performance enhancements.

Power Cord

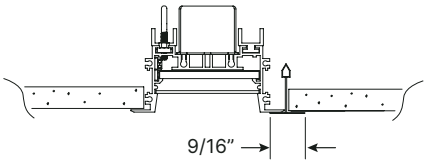
**24" Cable Kit** White and Black

Mounting Kit

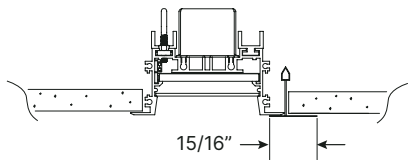
**Suspension Cable** Stainless Steel

Mounting Options

T1 - 9/16" Flat T-Bar Mount



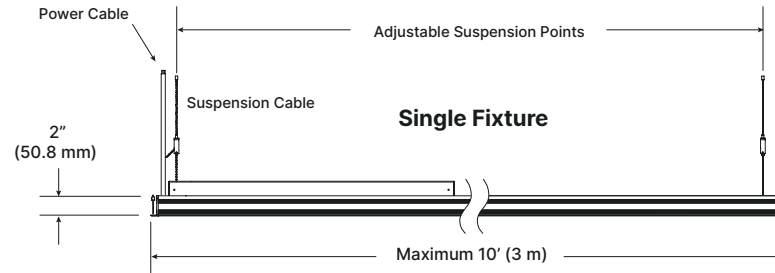
T3 - 15/16" Flat T-Bar Mount



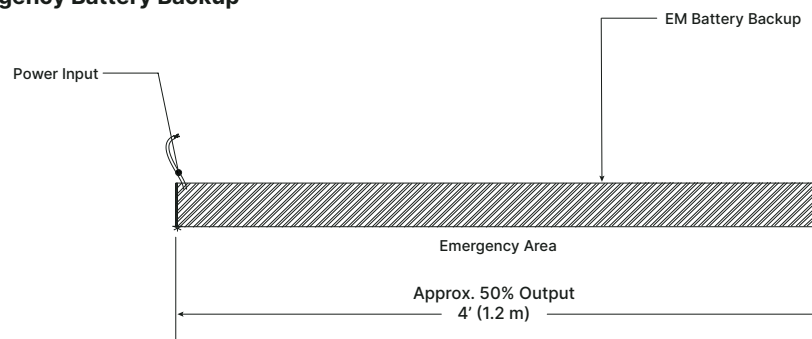


### Standard Lengths & Continuous Runs

Maximum length of one fixture is 10'. Longer runs can be produced by joining sections. Customer approval of shop drawings is required prior to build of any non-standard length order.



### Emergency Battery Backup



EM Area is Set to 4' (1.2 m) for All Fixture Lengths.  
Fixtures Normal Power Maximum Output Level Set at Factory

Battery Power: 10 W  
Illumination Time: 90 minutes  
Light Output approx 300 lm/ft or 1200-1300 Total Lumens\*  
Recharge Time: 24 Hours

\*Light output may vary based on fixture output level ordered.

## STANDARDS & CERTIFICATIONS



### Declare Listed

Declare labels provide a quick and reliable way to make choices about the environmental footprint and safety of the product. Declare is internationally recognized and the labels can be found on the product, product packaging, or company website. Visit [xicoled.com](http://xicoled.com) for Declare Listed details.



### Red List Free

An industry standard certification for LED lighting products based on the International Living Future Institute (ILFI). These products only use materials based on the "Red List of Toxic Chemicals" (a list of chemicals and materials known to be hazardous to people and/or the Earth) that are safe, healthy, and environmentally sustainable.

## Certifications

### Compliance

BAA & TAA compliant in-house manufacturing in Boston, MA with North American supply chain

### Certifications



### Sustainability

Declare Listed and Red List Free

### Packaging

Low carbon, environmentally conscious packaging and shipping methods

## Environmental Suitability

### IP Rating

Suitable for Dry and Damp Locations, indoor use only

### Recyclable

SmartOptics and all powder coated and anodized parts are fully recyclable at end of life

## Reliability

### Manufacturing


All XICO products and associated optics and LED engines are assembled at our factory in Woburn, MA

### Quality Assurance


Each product is engineered reliability and quality assurance tested

## Warranty & Terms

### 5-YR Warranty



### Business Terms



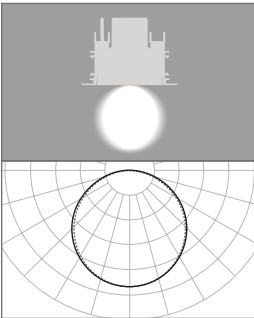
For details on our warranty and business terms, please click or scan the QR Code.

OPTIC	BEAM PATTERN		
	DLAM	DBW65	DA5025
Flush Lens	●	●	●
Regressed Lens	●	●	●

DIRECT PHOTOMETRICS

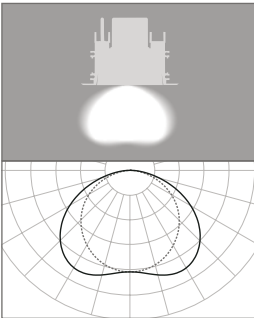
Static White Light

DLAM: Lambertian



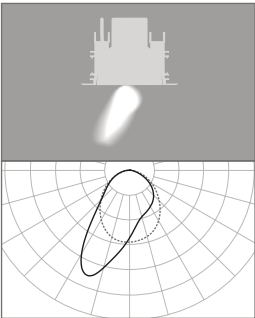
Length 48"  
LED HE80  
CRI/CCT 80+/3500K  
Lumens 3,000  
lm/ft 746  
Watts 27  
W/ft 6.8  
LPW 110

DBW65: Batwing 65°



Length 48"  
LED HE80  
CRI/CCT 80+/3500K  
Lumens 3,000  
lm/ft 743  
Watts 27  
W/ft 6.8  
LPW 109

DA5025: Asymmetric 50° at 25° Tilt



Length 48"  
LED HE80  
CRI/CCT 80+/3500K  
Lumens 3,000  
lm/ft 738  
Watts 10.5  
W/ft 5.3  
LPW 141

## PATENTS & TRADEMARKS



To learn more about our unique technologies, please click or scan the QR Code.

### Utility Patents

<b>United States</b>	US11543582, US11520097, US11512466, US11441749, US11396751, US11333822, US11163104, US11156762, US10852466, US10068447, US8953926, US8948564, US8911099, US8876348, US8794812, US8783898, US8761565, US8750671, US8721152, US8619363, US8430548, US8408775, US8249408, US8231256, US8177408, US8033706, US8033674, US7991257, US7914192, US7784954, US7758227, US7722224, US7542635, US7453636, US7453635, US7431489, US7408707, US7278775, US6369944, US6346311, US6123877, US5932342, US5837346, US20220373144, US20220372752, US20220364708, US20220357006, US20220357005, US20220342141, US20220290432, US20220206210A1, US20220171119A1, US20220171115A1, US20220162856A1, US20220162853A1, US20220146063A1, US20220137287, US20210301991A1, US20200355345A1, US20200217071A1, US20220333765A1, US20220228366A1, US20220196906A1, US20220010554A1, US20080043490A1, US20060290253A1, US20060215958A1, US20120321247, US20120250330, US20120099204
<b>Canada</b>	CA2702600, CA2702685, CA2702690
<b>France</b>	FREP0800658
<b>Germany</b>	DEEP0800658
<b>Great Britain</b>	GB2492541, GB2492542, GBEP0800658, GB2492398
<b>Japan</b>	JP03958359
<b>Netherlands</b>	NLEP0800658
<b>Taiwan</b>	FTW360813B
<b>European Patent Organization</b>	EP0843203, EP0843203

### Design Patents

<b>United States</b>	USD719282, USD717973, USD669606, USD669608, USD669609, USD669614, USD663056
----------------------	---

### The Patent Corporation Treaty

<b>World Intellectual Property Organization</b>	WO2015200268
---	--------------

### Trademarks

<b>United States</b>	US6672871, US6397231, US6373493, US6257728, US6190558, US6190559, US6142905, US6114408, US6038234, US6025279, US6060740, US6257729, US5856164, US5734112, US5543304, US5309290, US5309315, US4691124, US4640751
----------------------	---