


# PROBeam4 Wall

## 4" High-Performance Linear LED Wall Mount



### Features & Benefits

#### Exceptional Performance

Up to 1,500 lm/ft, 150 lm/W efficacy

#### Wide Range of LED Selections

Static, Tunable White, and Dim-to-Warm

#### Designed with Options

Wide choice of SmartOptic® lenses, beam distributions, 80/90/95+ CRI, 2200K to 5000K CCT, and 0-10V, DALI, DMX, and TRIAC dimming

#### Patented Innovations

Fusion® Optix Inside with unique SmartBeam® capabilities

#### Proprietary Optical Components

Provides excellent light distribution and high-transmission

#### Committed to Sustainability

Declare Listed and Red Free List materials

#### Compliance

UL Listed, Dry and Damp Locations

#### 5-Year Warranty

Standard 5-year warranty, 50,000 hours

Designed & Built in  
**BOSTON**

**Declare**



## FIXTURE ORDERING

Project Name

### 1) FIXTURE DESIGN

Fixture Type

PRODUCT	LENGTH	FINISH	END CAP	OPTIC (DIRECT ONLY)
<b>PBE4-W</b>				
4" High-Performance Linear LED Wall Mount	2 2' 4 4' 6 6' 8 8' 10 10' X_ Specify X', Y"	MWH Matte White (RAL9003) MBK Matte Black (RAL9005) MGR Matte Gray (RAL7001) CAE Clear Anodized Effect RAL_ Specify RAL#	E1 Flat End Cap	OFL Flush Lens ORL Regressed Lens OCRL Continuous Regressed Lens¹

### 2) LED LIGHT ENGINE

CRI	CCT	DIRECT BEAM PATTERN	DIRECT OUTPUT	INDIRECT BEAM PATTERN	INDIRECT OUTPUT
S80 Std. 80 CRI S90 Std. 90 CRI HE80 High-Eff. 80 CRI HE90 High-Eff. 90 CRI HD95 High-Def. 95 CRI SUN Full SunLike SBIOS Static BIOS DBIOS Dynamic BIOS TBIOS Tunable White BIOS	22 2200K 27 2700K 30 3000K 35 3500K 40 4000K 50 5000K 3022D 3000K to 2200K 3527D 3500K to 2700K X_ Specify CCT	DLAM Lambertian DA5025 Asymmetric 50° at 25° Tilt DA4005 Asymmetric 40° at 5° Tilt DM55 Medium 55° DN40 Narrow 40° X_ Specify Beam	35 350 lm/ft 50 500 lm/ft 75 750 lm/ft 100 1,000 lm/ft 125 1,250 lm/ft 150 1,500 lm/ft X_ Specify lm/ft	NN Not Needed ILAM Lambertian IBW120 Batwing 120° IFT150 FlatTop 150° IA6040 Asymmetric 60° at 40°Tilt IA4560 Asymmetric 45° at 60°Tilt X_ Specify Beam	NN Not Needed 35 350 lm/ft 50 500 lm/ft 75 750 lm/ft 100 1,000 lm/ft 125 1,250 lm/ft 150 1,500 lm/ft X_ Specify lm/ft

### 3) FIXTURE POWER & CONTROLS

LINE VOLTAGE (DC)	INTEGRAL DRIVER (POWER)	EMERGENCY BACKUP	CONTROL SYSTEM²
UNV 120/277V 347 347V	FDND Factory Non-Dimming FD01 Factory 0-10V 1% Dim FD10 Factory 0-10V 10% Dim FDDA Factory DALI 0.1% Dim FDDX Factory DMX Dim FDTR Factory TRIAC Dim LD01 Lutron Hi-Lume 1% Dim LD05 Lutron 5-Series 5% Dim ED00 eldoLED 0-10V 0.1% Dim ED01 eldoLED 0-10V 1% Dim EDDA eldoLED DALI 0.1% Dim X_ Specify Driver	NN Not Needed EMC Emergency Circuit EMB Emergency Battery (10 W — Onboard) X_ Specify Backup	NN Not Needed LUT Lutron COO Cooper CAS Casambi X_ Specify Control System

### 4) FIXTURE MOUNTING & CONNECTIONS

MOUNTING TYPE

MOUNTING KIT

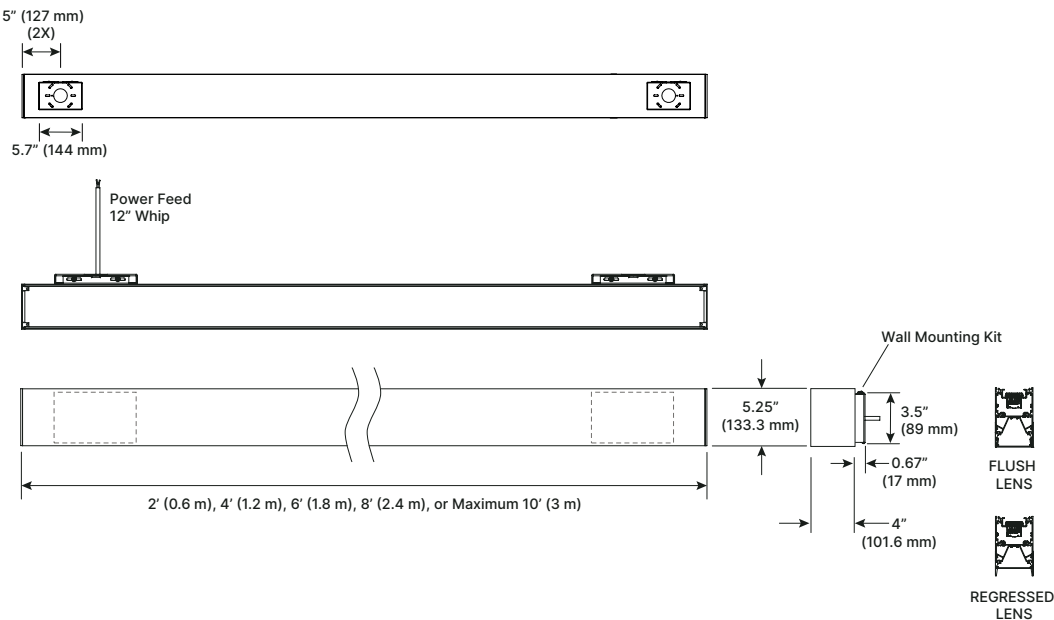
WM Wall Mount	WM067WH 0.67" White Stainless Steel Wall Mounting Plate WM067BK 0.67" Black Stainless Steel Wall Mounting Plate
---------------	--

### NOTES

Footnotes: ¹ Continuous Regressed Lens ships on a roll for seamless lens installation. ² The control system and driver must be compatible.

FIXTURE DESIGN

Dimensions




To download BIM (Revit) Files, please click or scan the QR Code.

Length


Length Options 2', 4', 6', 8', 10' nominal, or custom within 3"

Finish


Housing Colors (Matte Finish)




White (RAL9003)




Black (RAL9005)



Gray (RAL7001)



Clear Anodized Effect



Custom RAL

Housing Material 6063-T5 extruded, recycled aluminum

Mounting Brackets Sheet metal

End Cap

End Cap Option Flat

End Cap Material Machined or cast aluminum

Optic

Lens Options Flush, Regressed, and Continuous Regressed

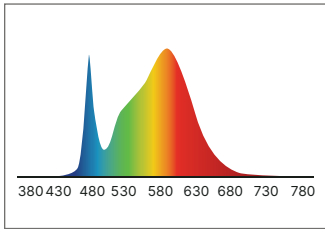
Lens Material Patented SmartOptics® made from Acrylic (PMMA)

Voltage

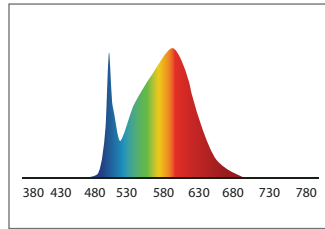
Fixture Voltage (AC) 120–277 VAC and 347 VAC, 50/60 Hz

## LED SELECTION GUIDE

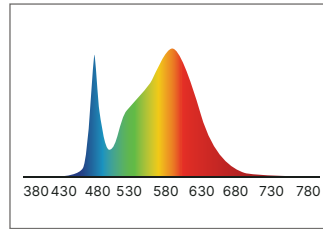
**S80: Standard 80+ CRI**



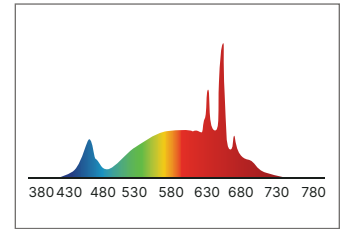
**S90: Standard 90+ CRI**



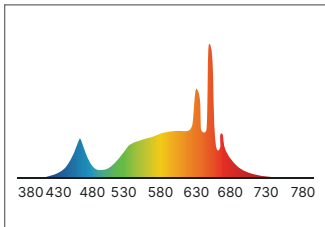
**HE80: High-Efficiency 80+ CRI**



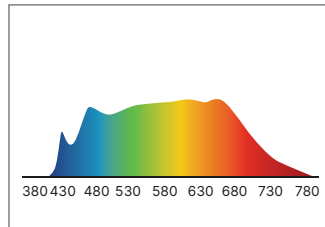
**HE90: High-Efficiency 90+ CRI**



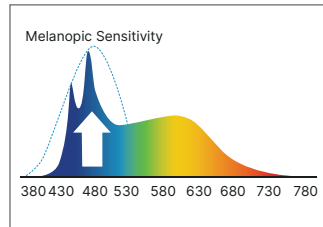
**HD95: High-Definition 95+ CRI**



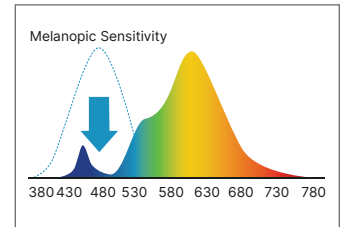
**SUN: Full Spectrum "SunLike"**



**HCD: Human Centric Day**



**HCN: Human Centric Night**



### Static White Light (LED Light Engine Only)

CODE	DESCRIPTION	TYPICAL LED DATA							
		CCT	CRI	CRI R9	TM30 Rf	TM30 Rg	CQS	M/P Ratio	LPW
S80	Standard 80 CRI	3500K	82.5	7.8	84	96.7	82.5	0.51	190
S90	Standard 90 CRI	3500K	91	54.3	89.3	98.9	89.2	0.55	175
HE80	High Efficiency 80 CRI	3500K	82.1	5.9	83	94.2	81.2	0.52	210
HE90	High Efficiency 90 CRI	3500K	92.2	90	90.7	103.8	92.1	0.56	190
HD95	High Definition 95 CRI	3500K	97.1	95	–	–	–	0.70	163
SUN	Full Spectrum SunLike®	3500K	95	85	–	–	–	–	130
HCD	Human Centric Day	4000K	83	95	–	–	–	0.92	155
HCN	Human Centric Night	2700K	80	–	–	–	–	0.44	134

### LPW Efficacy Conversion Chart

CODE	CCT SELECTED							
	2200K	2700K	3000K	3500K	4000K	5000K	5700K	6500K
S80	–	0.91	0.96	1.00	1.04	1.11	1.11	1.11
S90	–	0.91	0.96	1.00	1.04	1.11	1.11	1.11
HE80	–	0.96	0.99	1.00	1.03	1.04	1.03	1.03
HE90	–	0.91	0.96	1.00	1.04	1.11	N/A	N/A
HD95	–	0.91	0.96	1.00	1.04	1.11	1.03	1.04
SUN95	–	0.90	0.92	1.00	1.01	1.07	1.04	1.05
HCD	–	N/A	0.96	1.00	1.04	1.04	1.04	1.04
HCN	–	0.87	0.96	1.00	1.04	N/A	N/A	N/A

## BIOS TECHNOLOGY

### Choosing Your BIOS Solution

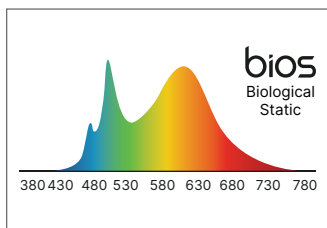
BIOS is offered in four Circadian LED Solutions with BIOS SkyBlue Technology — Biological Static, Biological Dynamic, Biological Tunable, and Biological Dim-to-Warm. BIOS SkyBlue™ Technology includes a blue peak at 490nm that provides an effective daytime circadian signal using standard architectural color temperatures.

**bios**

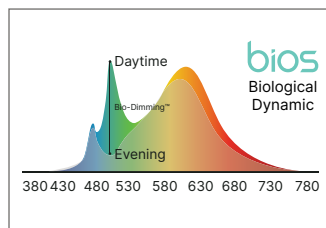
To learn more about BIOS Technology, please click or scan the QR Code.



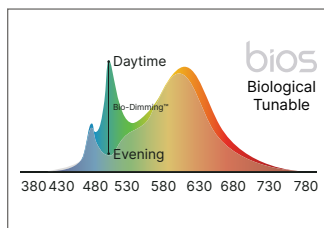
**BIOS Static**



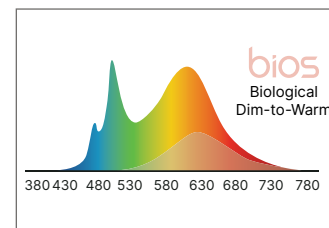
**BIOS Dynamic**



**BIOS Tunable**



**BIOS Dim-to-Warm**



### Daytime

No color change when dimmed

Spaces that operate during daytime hours — 7am and 7pm

### Daytime & Evening

500K shift when dimmed

Spaces that operate overnight — after 7pm and before 7am

### Daytime & Evening

Dims to 2700K

Spaces that operate with overnight shifts — after 7pm and before 7am

### Daytime & Evening

Dims from cool to warm

Spaces where people sleep — after 7pm and before 7am

### Circadian and Human Centric Light

CODE	DESCRIPTION	BIO-DIMMING MODULE TECHNOLOGY GUIDE					
		Driver	Driver Voltage	CCT	Requires BIO-Dimming Module	Lighting Control	BIOS SkyBlue (490nm)
SBIOS	BIOS Static	DIM1	0-10V Dimming to 1% Dim-to-Dark	No CCT Change	No	Intensity Dimming Control Only	Always Present
DBIOS	BIOS Dynamic	BIODIM1	0-10V Intensity Dimming to 1% Dim-to-Dark	500K Shift	Yes	Intensity Dimming & Spectrum Change Controlled Together	Removed with BIO-Dimming
DBIOS-2	BIOS Dynamic (Two Channel)				No	Intensity Dimming & Spectrum Change Controlled Separately	Removed by Adjusting "Spectrum Channel"
TBIOS	BIOS Tunable	ATW / DTW	0-10V Control of Intensity & CCT on Separate 2 Channels / DALI Control of Intensity & CCT on Separate 2 Channels	Dims to 2700K	Yes	Intensity Dimming & Spectrum Change Controlled Together	Removed with BIO-Dimming
TBIOS-2	BIOS Tunable (Two Channel)				No	Intensity Dimming & Spectrum Change Controlled Separately	Removed by Adjusting "Spectrum Channel"
DWBIOS	BIOS Dim-to-Warm	-	-	Dims to 2200K	Yes	Intensity Dimming & Spectrum Change Controlled Together	Removed with BIO-Dimming
DWBIOS-2	BIOS Dim-to-Warm (Two Channel)				No	Intensity Dimming & Spectrum Change Controlled Separately	Removed by Adjusting "Spectrum Channel"

SMARTBEAM® TECHNOLOGY

The Ultimate Control of Lighting Distributions

SmartBeam makes it easy to specify the exact light required for any architectural space. Available in every XICO product; it is now possible to create truly tailored and engaging lighting that transform spaces, improves visual comfort, and saves energy.

To learn more about our SmartBeam Technology, please click or scan the QR Code.



FIXTURE POWER & CONTROLS

Voltage

LED Driver Factory Selected, 36–39V Constant Current

Emergency Backup

Backup Types Emergency Circuit, Emergency Battery (Onboard), and other emergency backups are available

Wiring Typically the Emergency Backup is wired to 48” sections

Power 10 W

Illumination Time 90 minutes

Partners



Control Systems

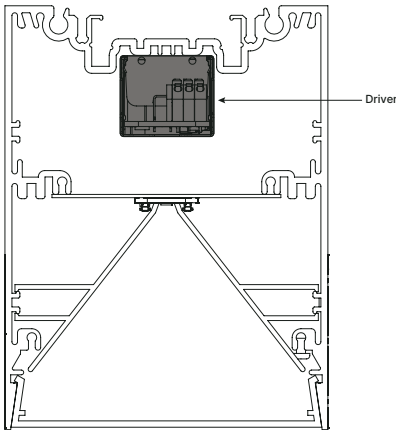
Other Factory Non-Dimming, Factory 0–10V 1% Dim, Factory 0–10V 10% Dim, Factory DALI 0.1% Dim, Factory DMX Dim, Factory TRIAC Dim, eldoLED 0–10V 0.1% Dim, eldoLED 0–10V 1% Dim, eldoLED DALI 0.1% Dim, and other drivers are available, consult factory (not all integral)

Lutron Hi-Lume 1% Dimming and 5-Series 5% Dimming

Cooper Compatible driver

Casambi (wireless) Compatible driver

Integral Drivers



Drivers are integral to the fixture and are included. They provide 0–10V, DALI, DMX, and TRIAC dimming. Also compatible with Cooper and other common building control systems, including PoE and wireless.



**Flush Lens**



**Regressed Lens**

## FIXTURE MOUNTING & CONNECTIONS

### Mounting Type

#### Wall Mount

Installs onto a wall. Available with a range of accessories, mounts and inserts that provide easy customization of visual appearance and performance enhancements.

### Mounting Kit

#### Wall Mounting Kit

0.67" Stainless Steel Wall Mounting Plate, White and Black

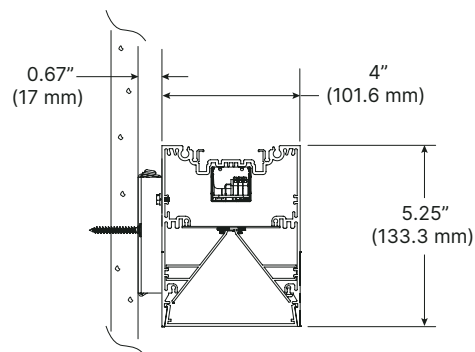
### Power Feed

#### Power Whip

12"

### Mounting Options

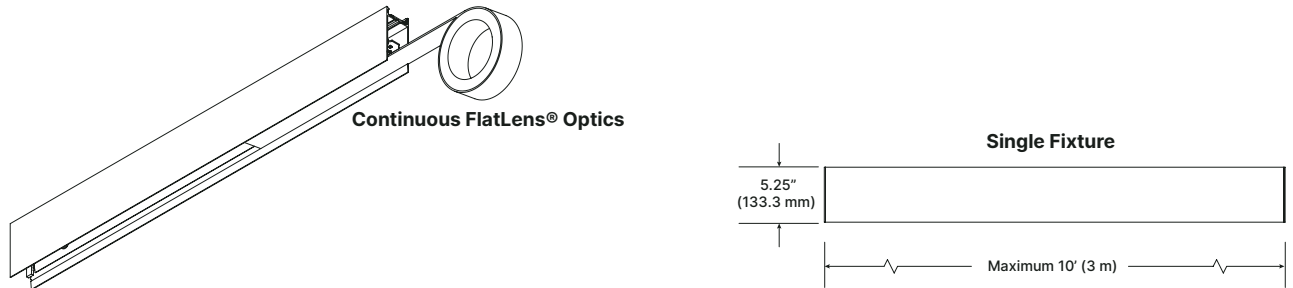
#### WM - Wall Mount



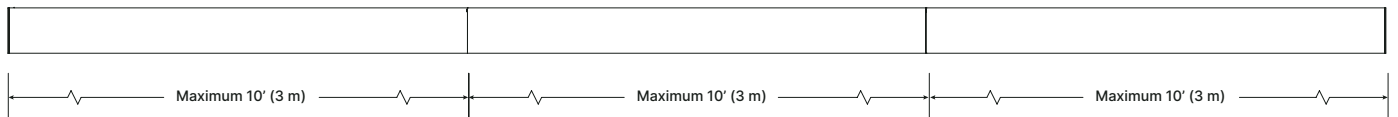
### Standard Lengths & Continuous Runs

Maximum length of one fixture is 10'. Longer runs can be produced by joining sections. Customer approval of shop drawings is required prior to build of any non-standard length order.

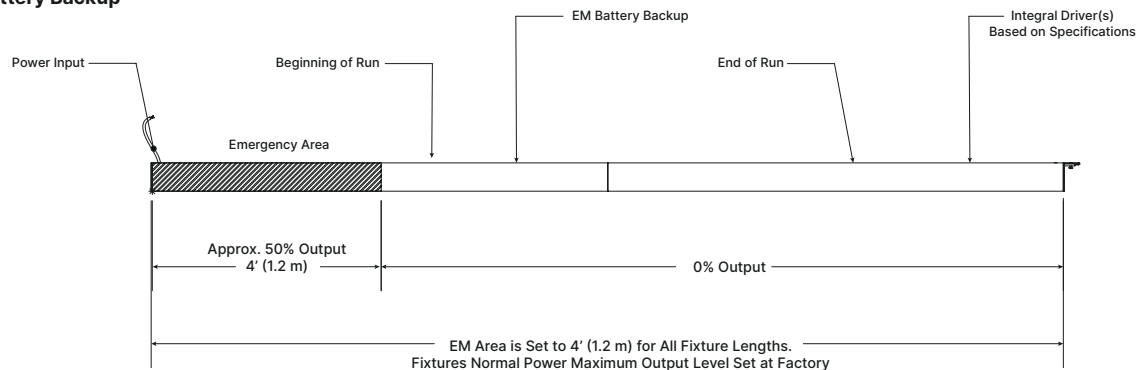
Lens can be supplied in a maximum 250' roll length with Continuous FlatLENS Optics to be installed on-site for a seamless light surface.



### Standard Continuous Run



### Emergency Battery Backup



Battery Power: 10 W  
Illumination Time: 90 minutes  
Light Output approx 300 lm/ft or 1200-1300 Total Lumens\*  
Recharge Time: 24 Hours

\*Light output may vary based on fixture output level ordered.



## STANDARDS & CERTIFICATIONS



### Declare Listed

Declare labels provide a quick and reliable way to make choices about the environmental footprint and safety of the product. Declare is internationally recognized and the labels can be found on the product, product packaging, or company website. Visit [xicoled.com](http://xicoled.com) for Declare Listed details.



### Red List Free

An industry standard certification for LED lighting products based on the International Living Future Institute (ILFI). These products only use materials based on the “Red List of Toxic Chemicals” (a list of chemicals and materials known to be hazardous to people and/or the Earth) that are safe, healthy, and environmentally sustainable.

## Certifications

### Compliance

BAA & TAA compliant in-house manufacturing in Boston, MA with North American supply chain

### Certifications



### Sustainability

Declare Listed and Red List Free

### Packaging

Low carbon, environmentally conscious packaging and shipping methods

## Environmental Suitability

### IP Rating

Suitable for Dry and Damp Locations, indoor use only

### Recyclable

SmartOptics and all powder coated and anodized parts are fully recyclable at end of life

## Reliability

### Manufacturing


All XICO products and associated optics and LED engines are assembled at our factory in Woburn, MA

### Quality Assurance


Each product is engineered reliability and quality assurance tested

## Warranty & Terms

### 5-YR Warranty



### Business Terms



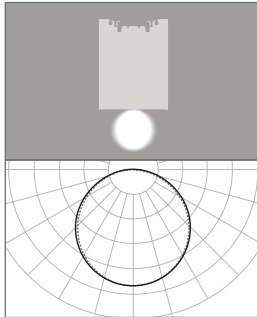
For details on our warranty and business terms, please click or scan the QR Code.

OPTIC	BEAM PATTERN				
	DLAM	DA5025	DA4005	DM55	DN40
Flush Lens	●	●	●	●	●
Regressed Lens	●	●	●	●	●

## DIRECT PHOTOMETRICS

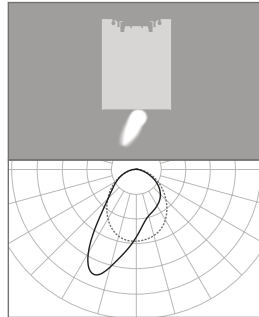
### Static White Light

**DLAM:** Lambertian



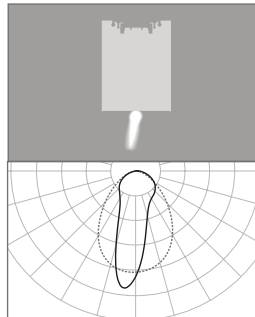
**Length** 48"  
**LED** HE90  
**CRI/CCT** 90+/3500K  
**Lumens** 3,000  
**lm/ft** 750  
**Watts** 21  
**W/ft** 5.28  
**LPW** 142

**DA5025:** Asymmetric 50° at 25° Tilt



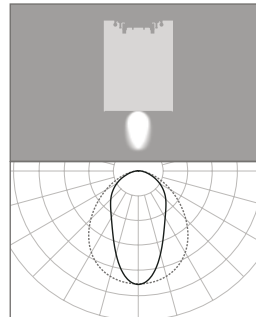
**Length** 48"  
**LED** HE90  
**CRI/CCT** 90+/3500K  
**Lumens** 3,000  
**lm/ft** 750  
**Watts** 21  
**W/ft** 5.24  
**LPW** 143

**DA4005:** Asymmetric 40° at 5° Tilt



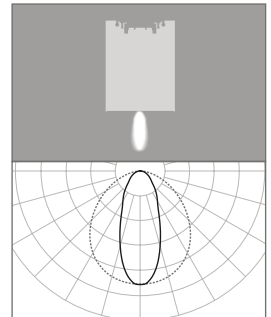
**Length** 48"  
**LED** HE90  
**CRI/CCT** 90+/3500K  
**Lumens** 3,000  
**lm/ft** 750  
**Watts** 22  
**W/ft** 5.39  
**LPW** 139

**DM55:** Medium 55°



**Length** 48"  
**LED** HE90  
**CRI/CCT** 90+/3500K  
**Lumens** 3,000  
**lm/ft** 750  
**Watts** 22  
**W/ft** 5.47  
**LPW** 137

**DN40:** Narrow 40°

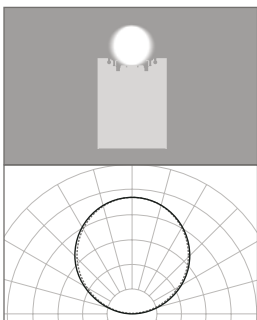


**Length** 48"  
**LED** HE90  
**CRI/CCT** 90+/3500K  
**Lumens** 3,000  
**lm/ft** 750  
**Watts** 22  
**W/ft** 5.51  
**LPW** 136

## INDIRECT PHOTOMETRICS

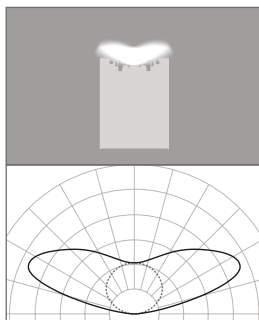
### Static White Light

**ILAM:** Lambertian



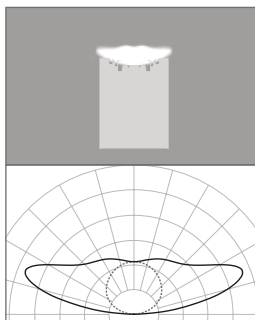
**Length** 48"  
**LED** HE90  
**CRI/CCT** 90+/3500K  
**Lumens** 4,000  
**lm/ft** 1,000  
**Watts** 19  
**W/ft** 6.45  
**LPW** 155

**IBW120:** Batwing 120°



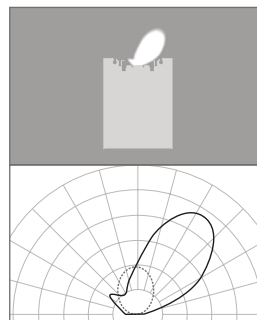
**Length** 48"  
**LED** HE90  
**CRI/CCT** 90+/3500K  
**Lumens** 4,000  
**lm/ft** 1,000  
**Watts** 25  
**W/ft** 6.37  
**LPW** 157

**IFT150:** FlatTop 150°



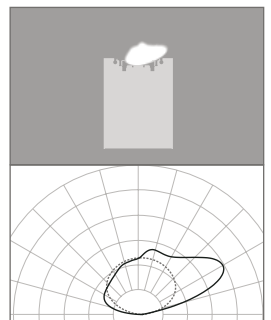
**Length** 48"  
**LED** HE90  
**CRI/CCT** 90+/3500K  
**Lumens** 4,000  
**lm/ft** 1,000  
**Watts** 27  
**W/ft** 6.67  
**LPW** 150

**IA6040:** Asymmetric 60° at 40° Tilt



**Length** 48"  
**LED** HE90  
**CRI/CCT** 90+/3500K  
**Lumens** 4,000  
**lm/ft** 1,000  
**Watts** 27  
**W/ft** 6.71  
**LPW** 149

**IA4560:** Asymmetric 45° at 60° Tilt



**Length** 48"  
**LED** HE90  
**CRI/CCT** 90+/3500K  
**Lumens** 4,000  
**lm/ft** 1,000  
**Watts** 26  
**W/ft** 6.58  
**LPW** 152

## PATENTS & TRADEMARKS



To learn more about our unique technologies, please click or scan the QR Code.

### Utility Patents

<b>United States</b>	US11543582, US11520097, US11512466, US11441749, US11396751, US11333822, US11163104, US11156762, US10852466, US10068447, US8953926, US8948564, US8911099, US8876348, US8794812, US8783898, US8761565, US8750671, US8721152, US8619363, US8430548, US8408775, US8249408, US8231256, US8177408, US8033706, US8033674, US7991257, US7914192, US7784954, US7758227, US7722224, US7542635, US7453636, US7453635, US7431489, US7408707, US7278775, US6369944, US6346311, US6123877, US5932342, US5837346, US20220373144, US20220372752, US20220364708, US20220357006, US20220357005, US20220342141, US20220290432, US20220206210A1, US20220171119A1, US20220171115A1, US20220162856A1, US20220162853A1, US20220146063A1, US20220137287, US20210301991A1, US20200355345A1, US20200217071A1, US20220333765A1, US20220228366A1, US20220196906A1, US20220010554A1, US20080043490A1, US20060290253A1, US20060215958A1, US20120321247, US20120250330, US20120099204
<b>Canada</b>	CA2702600, CA2702685, CA2702690
<b>France</b>	FREP0800658
<b>Germany</b>	DEEP0800658
<b>Great Britain</b>	GB2492541, GB2492542, GBEP0800658, GB2492398
<b>Japan</b>	JP03958359
<b>Netherlands</b>	NLEP0800658
<b>Taiwan</b>	FTW360813B
<b>European Patent Organization</b>	EP0843203, EP0843203

### Design Patents

<b>United States</b>	USD719282, USD717973, USD669606, USD669608, USD669609, USD669614, USD663056
----------------------	---

### The Patent Corporation Treaty

<b>World Intellectual Property Organization</b>	WO2015200268
---	--------------

### Trademarks

<b>United States</b>	US6672871, US6397231, US6373493, US6257728, US6190558, US6190559, US6142905, US6114408, US6038234, US6025279, US6060740, US6257729, US5856164, US5734112, US5543304, US5309290, US5309315, US4691124, US4640751
----------------------	---