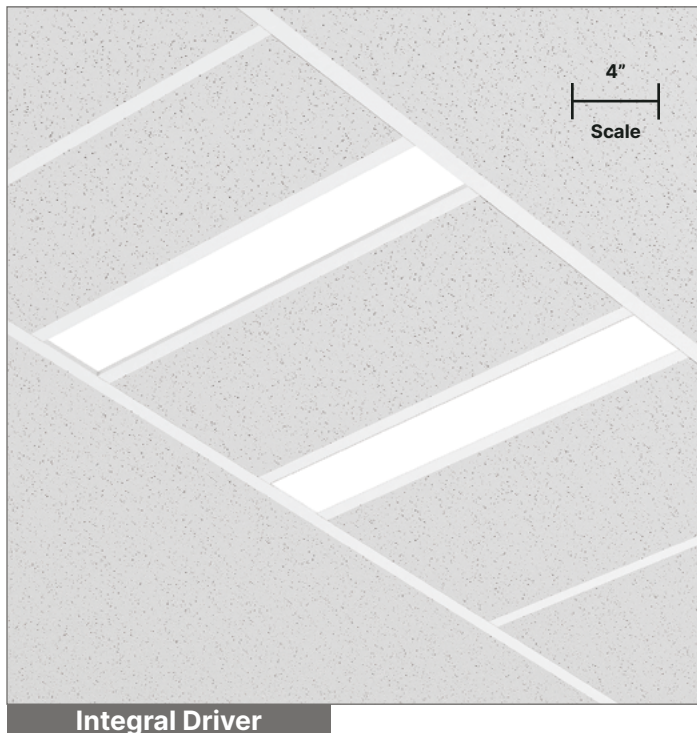


PROBeam4 Recessed

4" High-Performance Linear LED Recessed Mount



Features & Benefits

Exceptional Performance

Up to 1,500 lm/ft, 150 lm/W efficacy

Wide Range of LED Selections

Static, Tunable White, and Dim-to-Warm

Designed with Options

Wide choice of SmartOptic® lenses, beam distributions, 80/90/95+ CRI, 2200K to 5000K CCT, and 0-10V, DALI, DMX, and TRIAC dimming

Patented Innovations

Fusion® Optix Inside with unique SmartBeam® capabilities

Proprietary Optical Components

Provides excellent light distribution and high-transmission

Committed to Sustainability

Declare Listed and Red Free List materials

Compliance

UL Listed, Dry and Damp Locations

5-Year Warranty

Standard 5-year warranty, 50,000 hours

Designed & Built in
BOSTON

Declare



FIXTURE ORDERING

Project Name

1) FIXTURE DESIGN

Fixture Type

PRODUCT	FLANGE TYPE	LENGTH	FINISH	OPTIC
PBE4-R				
4" High-Performance Linear LED Recessed Mount	F1 9/16" Flat T-Bar F2 9/16" Bolt Slot T-Bar F3 15/16" Flat T-Bar MK Mud-In Kit	2 2' 4 4' 6 6' 8 8' 10 10' X_ Specify X; Y"	MWH Matte White (RAL9003) MBK Matte Black (RAL9005) MGR Matte Gray (RAL7001) CAE Clear Anodized Effect RAL_ Specify RAL#	OFL Flush Lens ORL Regressed Lens OCRL Continuous Regressed Lens ¹

2) LED LIGHT ENGINE

CRI	CCT	DIRECT BEAM PATTERN	DIRECT OUTPUT
S80 Std. 80 CRI S90 Std. 90 CRI HE80 High-Eff. 80 CRI HE90 High-Eff. 90 CRI HD95 High-Def. 95 CRI SUN Full SunLike SBIOS Static BIOS DBIOS Dynamic BIOS TBIOS Tunable White BIOS	22 2200K 27 2700K 30 3000K 35 3500K 40 4000K 50 5000K 3022D 3000K to 2200K Dim-to-Warm 3527D 3500K to 2700K Dim-to-Warm Specify CCT	DLAM Lambertian DBW60 Batwing 60° DDA70 Double Asymmetric 70° DA5025 Asymmetric 50° at 25° Tilt DA4005 Asymmetric 40° at 5° Tilt DM55 Medium 55° DN40 Narrow 40° X_ Specify Beam	35 350 lm/ft 50 500 lm/ft 75 750 lm/ft 100 1,000 lm/ft 125 1,250 lm/ft 150 1,500 lm/ft X_ Specify lm/ft

X_

3) FIXTURE POWER & CONTROLS

LINE VOLTAGE (DC)	INTEGRAL DRIVER (POWER)	EMERGENCY BACKUP	CONTROL SYSTEM ²
UNV 120/277V 347 347V	FDND Factory Non-Dimming FD01 Factory 0-10V 1% Dim FD10 Factory 0-10V 10% Dim FDDA Factory DALI 0.1% Dim FDDX Factory DMX Dim FDTR Factory TRIAC Dim LD01 Lutron Hi-Lume 1% Dim LD05 Lutron 5-Series 5% Dim ED00 eldoLED 0-10V 0.1% Dim ED01 eldoLED 0-10V 1% Dim EDDA eldoLED DALI 0.1% Dim X_ Specify Driver	NN Not Needed EMC Emergency Circuit EMB Emergency Battery (10 W — Onboard) X_ Specify Backup	NN Not Needed LUT Lutron COO Cooper CAS Casambi X_ Specify Control System

4) FIXTURE MOUNTING & CONNECTIONS

POWER CORD

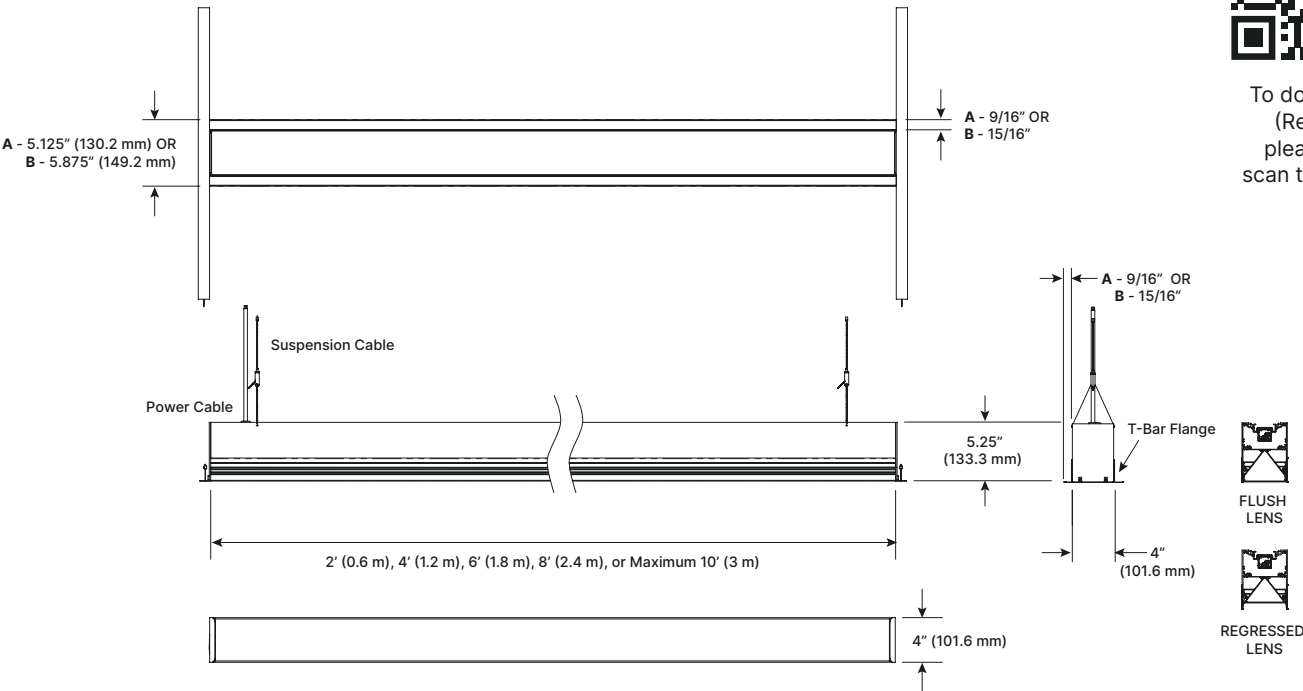
S24WH 24" White Cable Kit
S24BK 24" Black Cable Kit

NOTES

Footnotes: ¹ Continuous Regressed Lens ships on a roll for seamless lens installation. ² The control system and driver must be compatible.

FIXTURE DESIGN

Dimensions



To download BIM (Revit) Files, please click or scan the QR Code.








Length

Length Options 2', 4', 6', 8', 10' nominal, or custom within 3"

Finish

Housing Colors (Matte Finish)

				
White (RAL9003)	Black (RAL9005)	Gray (RAL7001)	Clear Anodized Effect	Custom RAL

Housing Material 6063-T5 extruded, recycled aluminum

Mounting Brackets Sheet metal

Optic

Lens Options Flush, Regressed, and Continuous Regressed

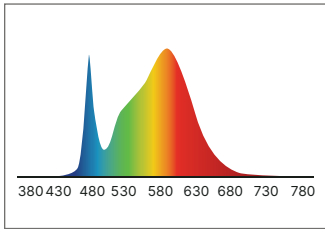
Lens Material Patented SmartOptics® made from Acrylic (PMMA)

Voltage

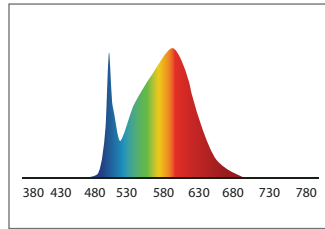
Fixture Voltage (AC) 120–277 VAC and 347 VAC, 50/60 Hz

LED SELECTION GUIDE

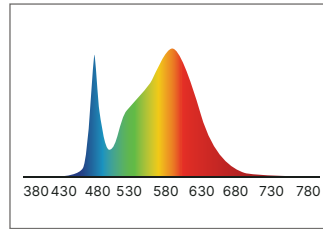
S80: Standard 80+ CRI



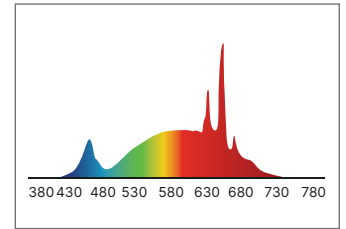
S90: Standard 90+ CRI



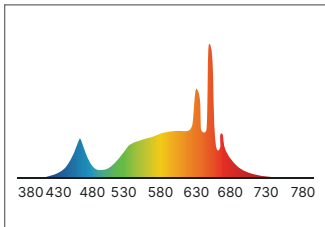
HE80: High-Efficiency 80+ CRI



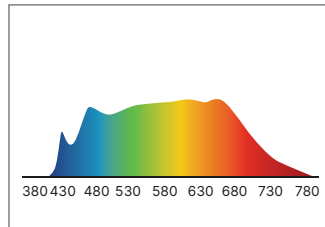
HE90: High-Efficiency 90+ CRI



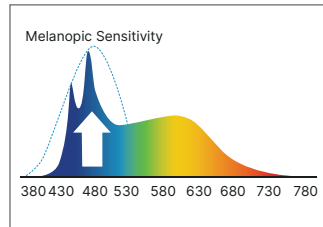
HD95: High-Definition 95+ CRI



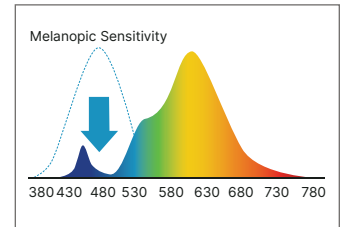
SUN: Full Spectrum "SunLike"



HCD: Human Centric Day



HCN: Human Centric Night



Static White Light (LED Light Engine Only)

CODE	DESCRIPTION	TYPICAL LED DATA							
		CCT	CRI	CRI R9	TM30 Rf	TM30 Rg	CQS	M/P Ratio	LPW
S80	Standard 80 CRI	3500K	82.5	7.8	84	96.7	82.5	0.51	190
S90	Standard 90 CRI	3500K	91	54.3	89.3	98.9	89.2	0.55	175
HE80	High Efficiency 80 CRI	3500K	82.1	5.9	83	94.2	81.2	0.52	210
HE90	High Efficiency 90 CRI	3500K	92.2	90	90.7	103.8	92.1	0.56	190
HD95	High Definition 95 CRI	3500K	97.1	95	–	–	–	0.70	163
SUN	Full Spectrum SunLike®	3500K	95	85	–	–	–	–	130
HCD	Human Centric Day	4000K	83	95	–	–	–	0.92	155
HCN	Human Centric Night	2700K	80	–	–	–	–	0.44	134

LPW Efficacy Conversion Chart

CODE	CCT SELECTED							
	2200K	2700K	3000K	3500K	4000K	5000K	5700K	6500K
S80	–	0.91	0.96	1.00	1.04	1.11	1.11	1.11
S90	–	0.91	0.96	1.00	1.04	1.11	1.11	1.11
HE80	–	0.96	0.99	1.00	1.03	1.04	1.03	1.03
HE90	–	0.91	0.96	1.00	1.04	1.11	N/A	N/A
HD95	–	0.91	0.96	1.00	1.04	1.11	1.03	1.04
SUN95	–	0.90	0.92	1.00	1.01	1.07	1.04	1.05
HCD	–	N/A	0.96	1.00	1.04	1.04	1.04	1.04
HCN	–	0.87	0.96	1.00	1.04	N/A	N/A	N/A

BIOS TECHNOLOGY

Choosing Your BIOS Solution

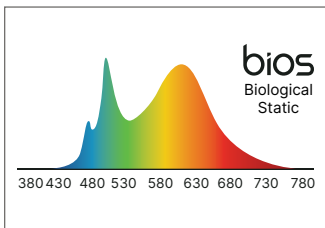
BIOS is offered in four Circadian LED Solutions with BIOS SkyBlue Technology — Biological Static, Biological Dynamic, Biological Tunable, and Biological Dim-to-Warm. BIOS SkyBlue™ Technology includes a blue peak at 490nm that provides an effective daytime circadian signal using standard architectural color temperatures.

bios

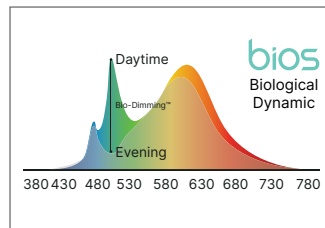
To learn more about BIOS Technology, please click or scan the QR Code.



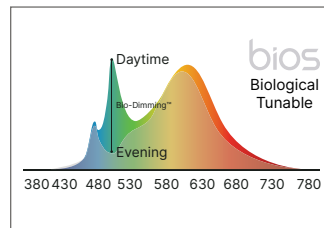
BIOS Static



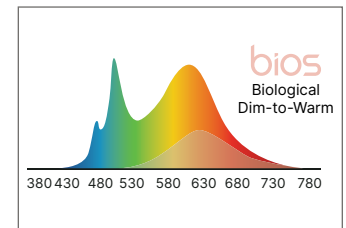
BIOS Dynamic



BIOS Tunable



BIOS Dim-to-Warm



Daytime

No color change when dimmed

Spaces that operate during daytime hours — 7am and 7pm

Daytime & Evening

500K shift when dimmed

Spaces that operate overnight — after 7pm and before 7am

Daytime & Evening

Dims to 2700K

Spaces that operate with overnight shifts — after 7pm and before 7am

Daytime & Evening

Dims from cool to warm

Spaces where people sleep — after 7pm and before 7am

Circadian and Human Centric Light

CODE	DESCRIPTION	BIO-DIMMING MODULE TECHNOLOGY GUIDE					
		Driver	Driver Voltage	CCT	Requires BIO-Dimming Module	Lighting Control	BIOS SkyBlue (490nm)
SBIOS	BIOS Static	DIM1	0-10V Dimming to 1% Dim-to-Dark	No CCT Change	No	Intensity Dimming Control Only	Always Present
DBIOS	BIOS Dynamic	BIODIM1	0-10V Intensity Dimming to 1% Dim-to-Dark	500K Shift	Yes	Intensity Dimming & Spectrum Change Controlled Together	Removed with BIO-Dimming
DBIOS-2	BIOS Dynamic (Two Channel)				No	Intensity Dimming & Spectrum Change Controlled Separately	Removed by Adjusting "Spectrum Channel"
TBIOS	BIOS Tunable	ATW / DTW	0-10V Control of Intensity & CCT on Separate 2 Channels / DALI Control of Intensity & CCT on Separate 2 Channels	Dims to 2700K	Yes	Intensity Dimming & Spectrum Change Controlled Together	Removed with BIO-Dimming
TBIOS-2	BIOS Tunable (Two Channel)				No	Intensity Dimming & Spectrum Change Controlled Separately	Removed by Adjusting "Spectrum Channel"
DWBIOS	BIOS Dim-to-Warm	-	-	Dims to 2200K	Yes	Intensity Dimming & Spectrum Change Controlled Together	Removed with BIO-Dimming
DWBIOS-2	BIOS Dim-to-Warm (Two Channel)				No	Intensity Dimming & Spectrum Change Controlled Separately	Removed by Adjusting "Spectrum Channel"

SMARTBEAM® TECHNOLOGY

The Ultimate Control of Lighting Distributions

SmartBeam makes it easy to specify the exact light required for any architectural space. Available in every XICO product; it is now possible to create truly tailored and engaging lighting that transform spaces, improves visual comfort, and saves energy.

To learn more about our SmartBeam Technology, please click or scan the QR Code.



FIXTURE POWER & CONTROLS

Voltage

LED Driver Factory Selected, 36–39V Constant Current

Emergency Backup

Backup Types Emergency Circuit, Emergency Battery (Onboard), and other emergency backups are available

Wiring Typically the Emergency Backup is wired to 48” sections

Power 10 W

Illumination Time 90 minutes

Partners



Control Systems

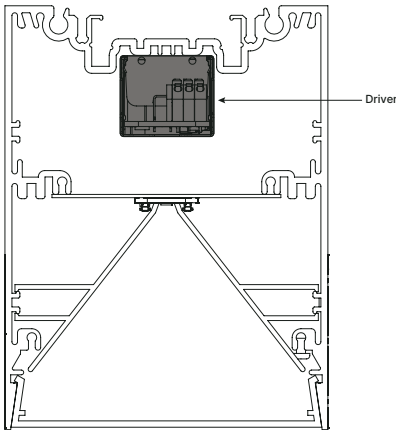
Other Factory Non-Dimming, Factory 0–10V 1% Dim, Factory 0–10V 10% Dim, Factory DALI 0.1% Dim, Factory DMX Dim, Factory TRIAC Dim, eldoLED 0–10V 0.1% Dim, eldoLED 0–10V 1% Dim, eldoLED DALI 0.1% Dim, and other drivers are available, consult factory (not all integral)

Lutron Hi-Lume 1% Dimming and 5-Series 5% Dimming


Cooper Compatible driver

Casambi (wireless) Compatible driver


Integral Drivers



Drivers are integral to the fixture and are included. They provide 0–10V, DALI, DMX, and TRIAC dimming. Also compatible with Cooper and other common building control systems, including PoE and wireless.



Flush Lens



Regressed Lens

FIXTURE MOUNTING & CONNECTIONS

Mounting Type

Recessed Mount

Installs into a surface. Available with a range of accessories, mounts and inserts that provide easy customization of visual appearance and performance enhancements.

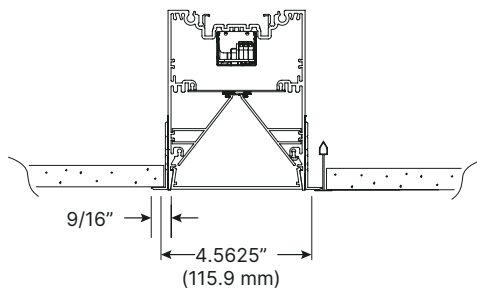
Cable Kit

Suspension Cable

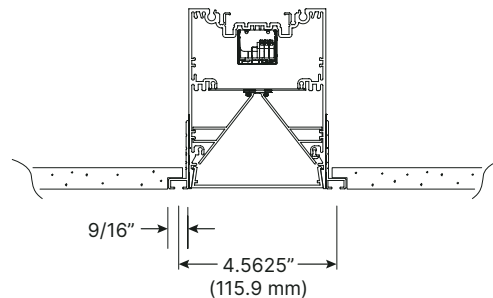
Stainless Steel

Mounting Options

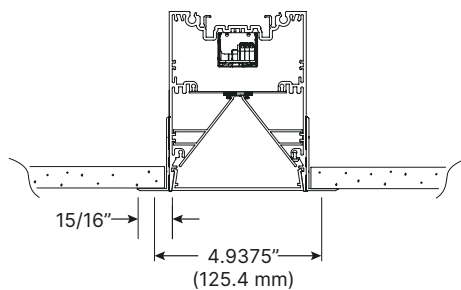
F1 - 9/16" Flat T-Bar



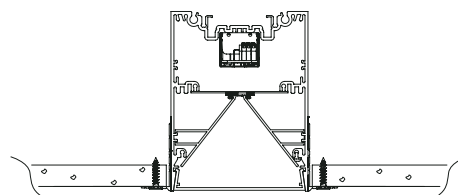
F2 - 9/16" Bolt Slot T-Bar



F3 - 15/16" Flat T-Bar



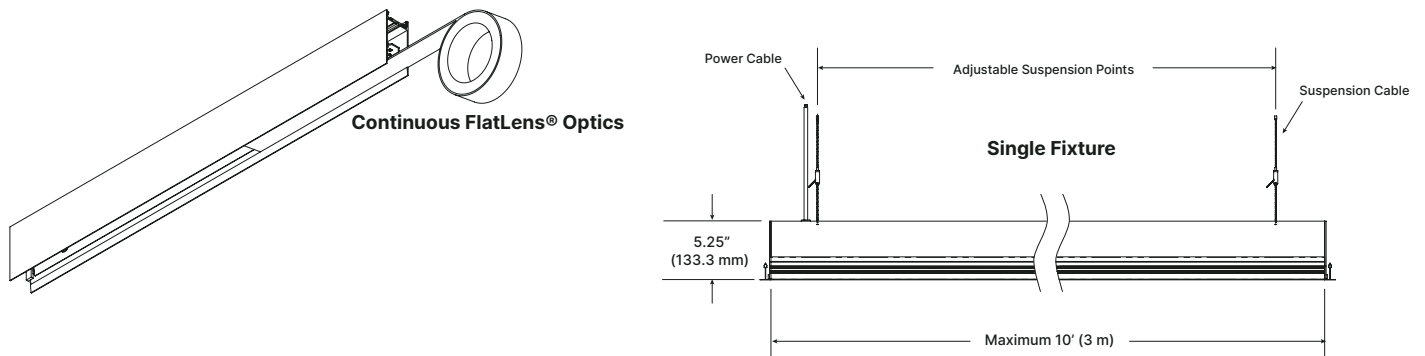
MK - Mud-In Kit



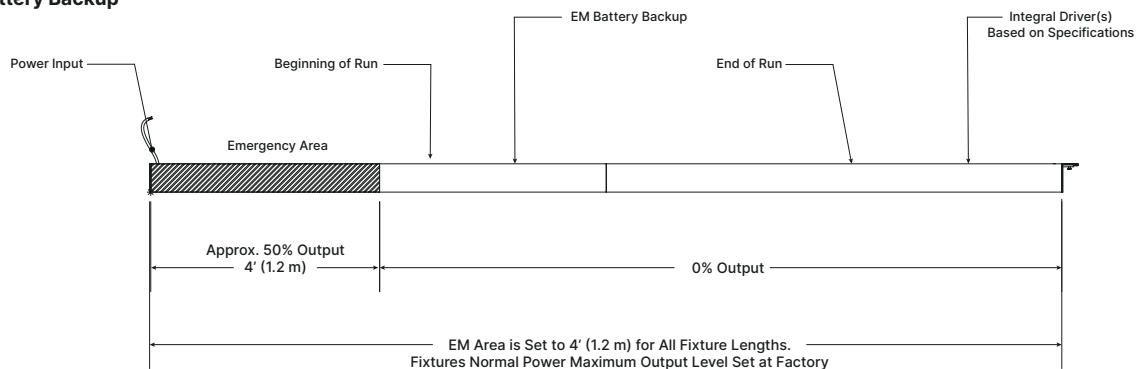
Standard Lengths & Continuous Runs

Maximum length of one fixture is 10'. Longer runs can be produced by joining sections. Customer approval of shop drawings is required prior to build of any non-standard length order.

Lens can be supplied in a maximum 250' roll length with Continuous FlatLens Optics to be installed on-site for a seamless light surface.



Emergency Battery Backup



Battery Power: 10 W
 Illumination Time: 90 minutes
 Light Output approx 300 lm/ft or 1200-1300 Total Lumens*
 Recharge Time: 24 Hours

*Light output may vary based on fixture output level ordered.

STANDARDS & CERTIFICATIONS



Declare Listed

Declare labels provide a quick and reliable way to make choices about the environmental footprint and safety of the product. Declare is internationally recognized and the labels can be found on the product, product packaging, or company website. Visit xicoled.com for Declare Listed details.



Red List Free

An industry standard certification for LED lighting products based on the International Living Future Institute (ILFI). These products only use materials based on the "Red List of Toxic Chemicals" (a list of chemicals and materials known to be hazardous to people and/or the Earth) that are safe, healthy, and environmentally sustainable.

Certifications

Compliance

BAA & TAA compliant in-house manufacturing in Boston, MA with North American supply chain

Certifications



Sustainability

Declare Listed and Red List Free

Packaging

Low carbon, environmentally conscious packaging and shipping methods

Environmental Suitability

IP Rating

Suitable for Dry and Damp Locations, indoor use only

Recyclable

SmartOptics and all powder coated and anodized parts are fully recyclable at end of life

Reliability

Manufacturing

All XICO products and associated optics and LED engines are assembled at our factory in Woburn, MA

Quality Assurance


Each product is engineered reliability and quality assurance tested

Warranty & Terms

5-YR Warranty



Business Terms



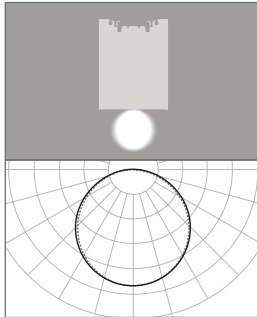
For details on our warranty and business terms, please click or scan the QR Code.

OPTIC	BEAM PATTERN						
	DLAM	DBW60	DDA70	DA5025	DA4005	DM55	DN40
Flush Lens	●	●	●	●	●	●	●
Regressed Lens	●	●	●	●	●	●	●

DIRECT PHOTOMETRICS

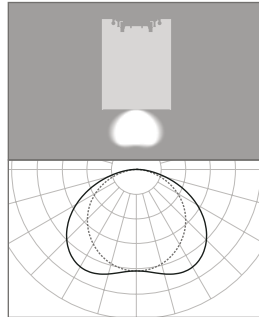
Static White Light

DLAM: Lambertian



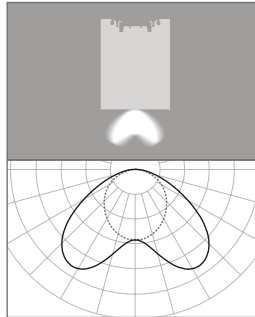
Length 48"
LED HE90
CRI/CCT 90+/3500K
Lumens 3,000
lm/ft 750
Watts 21
W/ft 5.28
LPW 142

DBW60: Batwing 60°



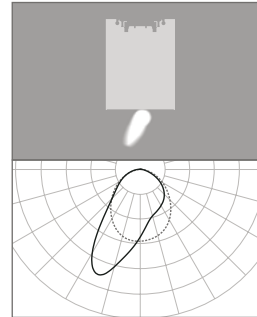
Length 48"
LED HE90
CRI/CCT 90+/3500K
Lumens 3,000
lm/ft 750
Watts 21
W/ft 5.17
LPW 145

DDA70: Double Asymmetric 70°



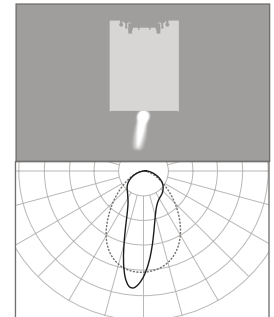
Length 48"
LED HE90
CRI/CCT 90+/3500K
Lumens 3,000
lm/ft 750
Watts 22
W/ft 5.43
LPW 138

DA5025: Asymmetric 50° at 25° Tilt



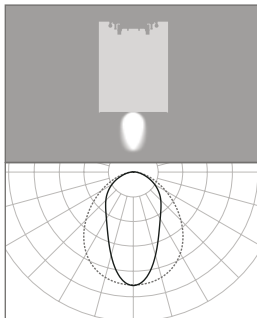
Length 48"
LED HE90
CRI/CCT 90+/3500K
Lumens 3,000
lm/ft 750
Watts 21
W/ft 5.24
LPW 143

DA4005: Asymmetric 40° at 5° Tilt



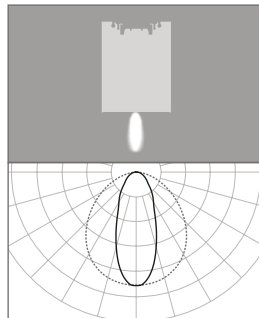
Length 48"
LED HE90
CRI/CCT 90+/3500K
Lumens 3,000
lm/ft 750
Watts 22
W/ft 5.39
LPW 139

DM55: Medium55°



Length 48"
LED HE90
CRI/CCT 90+/3500K
Lumens 3,000
lm/ft 750
Watts 22
W/ft 5.47
LPW 137

DN40: Narrow 40°



Length 48"
LED HE90
CRI/CCT 90+/3500K
Lumens 3,000
lm/ft 750
Watts 22
W/ft 5.51
LPW 136

PATENTS & TRADEMARKS



To learn more about our unique technologies, please click or scan the QR Code.

Utility Patents

United States	US11543582, US11520097, US11512466, US11441749, US11396751, US11333822, US11163104, US11156762, US10852466, US10068447, US8953926, US8948564, US8911099, US8876348, US8794812, US8783898, US8761565, US8750671, US8721152, US8619363, US8430548, US8408775, US8249408, US8231256, US8177408, US8033706, US8033674, US7991257, US7914192, US7784954, US7758227, US7722224, US7542635, US7453636, US7453635, US7431489, US7408707, US7278775, US6369944, US6346311, US6123877, US5932342, US5837346, US20220373144, US20220372752, US20220364708, US20220357006, US20220357005, US20220342141, US20220290432, US20220206210A1, US20220171119A1, US20220171115A1, US20220162856A1, US20220162853A1, US20220146063A1, US20220137287, US20210301991A1, US20200355345A1, US20200217071A1, US20220333765A1, US20220228366A1, US20220196906A1, US20220010554A1, US20080043490A1, US20060290253A1, US20060215958A1, US20120321247, US20120250330, US20120099204
Canada	CA2702600, CA2702685, CA2702690
France	FREP0800658
Germany	DEEP0800658
Great Britain	GB2492541, GB2492542, GBEP0800658, GB2492398
Japan	JP03958359
Netherlands	NLEP0800658
Taiwan	FTW360813B
European Patent Organization	EP0843203, EP0843203

Design Patents

United States	USD719282, USD717973, USD669606, USD669608, USD669609, USD669614, USD663056
----------------------	---

The Patent Corporation Treaty

World Intellectual Property Organization	WO2015200268
---	--------------

Trademarks

United States	US6672871, US6397231, US6373493, US6257728, US6190558, US6190559, US6142905, US6114408, US6038234, US6025279, US6060740, US6257729, US5856164, US5734112, US5543304, US5309290, US5309315, US4691124, US4640751
----------------------	---