MICROSquare Pendant

Direct, Indirect, Direct / Indirect | Standard Lengths

Project Name _____

Fixture Type _____



LIGHTING CONFIGURATIONS

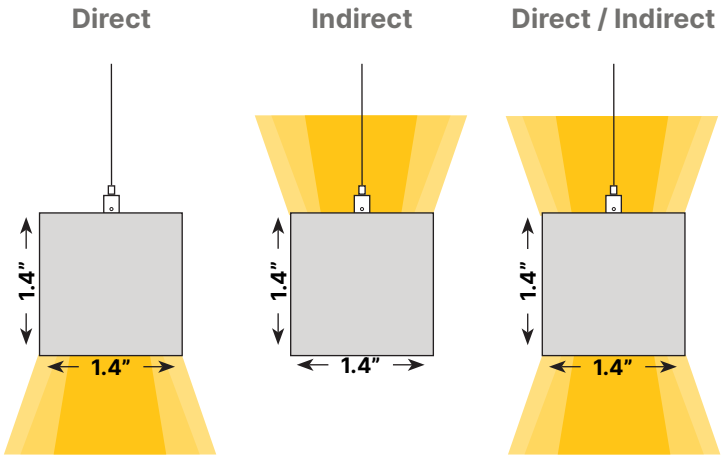

DESCRIPTION

1.4" Low-Profile Linear LED Pendant Mount

MICROSquare Pendant is a 1.4" square high performance suspended linear LED light fixture, bringing SmartBeam® capabilities to a scale designed to compliment architectural space. MICROSquare Pendant is available with a range of lighting distributions for direct only, indirect only and direct/indirect outputs. Unique Microcavity Optics (MCO) platform also provides ultra low glare direct lighting (UGR<16) with a choice of distributions.

FEATURES & BENEFITS

Exceptional Performance
Up to 1,000 lm/ft, 150 lm/W efficacy

Wide Range of LED Selections
Static, Tunable White, and Dim-to-Warm

Designed with Options
Wide choice of SmartOptic® lenses, beam distributions, 80/90/95+ CRI, 2700K to 6500K CCT, and 0-10V, DALI, DMX, and TRIAC dimming

Patented Innovations
Fusion® Optix Inside with unique SmartBeam® capabilities

Proprietary Optical Components
Provides excellent light distribution and high-transmission

Committed to Sustainability
Declare Listed and Red Free List materials

Compliance
UL Listed, Dry and Damp Locations

5-Year Warranty
Standard 5-year warranty, 50,000 hours

Designed & Built in **BOSTON**

Project Name _____ Fixture Type _____

1) FIXTURE DESIGN

PRODUCT	FIXTURE LENGTH	FINISH	END CAP STYLE
MSQ140-P 1.4" Low-Profile Linear LED Pendant Mount	**2** - 2 ft **4** - 4 ft **6** - 6 ft **8** - 8 ft **X_** - Specify Ft', In" Custom fixtures are available in 3" increments beyond standard lengths.	**Powder Coated** **PMW** - Matte White **PMB** - Matte Black **PMG** - Matte Gray **PRAL_** - Specify RAL # **Anodized** **ACL** - Clear Anodized **ACU_** - Custom Anodized #	**E1** - Flat End Cap

2) LED LIGHT ENGINE

CRI	CCT	OPTIC (DIRECT ONLY)	DIRECT BEAM PATTERN	DIRECT OUTPUT
80 - Std. 80 CRI **90** - Std. 90 CRI **95** - High-Def. 95 CRI **SUN** - Full SunLike	**27** - 2700K **30** - 3000K **35** - 3500K **40** - 4000K **XD** - Dim-to-Warm **XT** - Tunable **X_** - Specify CCT Specify Dim-to-Warm and Tunable between 2700K-6500K.	**OFL** - Flush Lens **ORL** - Regressed Lens **OCRL** - Continuous Regressed Lens[1] **OMBW** - Micro Baffle, White **OMBB** - Micro Baffle, Black	**NN** - Not Needed **DLAM** - Lambertian **DBW60** - Batwing 60° **DDA70** - Double Asym 70° **DA4015** - Asym 40° at 15° Tilt **DA3010** - Asym 30° at 10° Tilt **DM70** - Medium 70° **DN40** - Narrow 40° **X_** - Specify Beam[2]	**NN** - Not Needed **35** - 350 lm/ft **50** - 500 lm/ft **75** - 750 lm/ft **100** - 1,000 lm/ft **X_** - Specify lm/ft
	27 - 2700K **30** - 3000K **35** - 3500K **40** - 4000K	**ORMCOWB** - Round MCO, White w/ Black Cover **ORMCOBB** - Round MCO, Black w/ Black Cover **ORMCOGB** - Round MCO, Graphite w/ Black Cover **ORMCOCHB** - Round MCO, Chrome w/ Black Cover **ORMCOCB** - Round MCO, Copper w/ Black Cover	**DS45** - Micro Cavity Optics Spot 45° **DS35** - Micro Cavity Optics Spot 35° **DS25** - Micro Cavity Optics Spot 25°	

INDIRECT BEAM PATTERN	INDIRECT OUTPUT	CIRCUIT
NN - Not Needed **ILAM** - Lambertian **IBW120** - Batwing 120° **IFT150** - FlatTop 150° **IA6040** - Asym 60° at 40° Tilt **IA4560** - Asym 45° at 60° Tilt **X_** - Specify Beam[2]	**NN** - Not Needed **35** - 350 lm/ft **50** - 500 lm/ft **75** - 750 lm/ft **100** - 1,000 lm/ft **X_** - Specify lm/ft	**1CH** - 1 Circuit (Standard) **2CH** - Bi-Directional 2 Circuit (Optional) .

3) FIXTURE POWER & CONTROLS

LINE VOLTAGE (DC)	REMOTE DRIVER (POWER)[3]
UNV - 120/277V **347** - 347V	**FDND** - Factory Non-Dimming **FD00** - Factory 0-10V 0.1% Dim **FD01** - Factory 0-10V 1% Dim **FD10** - Factory 0-10V 10% Dim **FDDA** - Factory DALI 0.1% Dim **FDDX** - Factory DMX Dim **FDTR** - Factory TRIAC Dim **LD01** - Lutron Hi-Lume 1% Dim **X_** - Specify Driver

Footnotes: [1] Continuous Regressed Lens ships on a roll for seamless lens installation. [2] Contact factory about custom beam options. [3] Standard driver box is included

4) FIXTURE MOUNTING & CONNECTIONS

MOUNTING TYPE	CANOPY	POWER CORD
DJ - Drywall/J-Box Mount/Hard Ceiling Surface **TC1** - 9/16" Flat T-Bar Mount **TC2** - 9/16" Bolt Slot T-Bar Mount **TC3** - 15/16" Flat T-Bar Mount TC1, TC2 and TC3 clips directly to grid t-bar.	**RCW25** - 2" & 5" Round Canopy, White (Standard) **RCB25 -** 2" & 5" Round Canopy, Black **RCW2** - 2" Round Canopy, White **RCB2** - 2" Round Canopy, Black **RCW5** - 5" Round Canopy, White **RCB5** - 5" Round Canopy, Black **SCW2** - 2" Square Canopy, White **SCB2** - 2" Square Canopy, Black **SCW5** - 5" Square Canopy, White **SCB5** - 5" Square Canopy, Black	**P48W** - 48" White Cord (Ø 1/8") **P48B** - 48" Black Cord (Ø 1/8") **P96W** - 96" White Cord (Ø 1/8") **P96B** - 96" Black Cord (Ø 1/8")

OPTIONAL

EMERGENCY BACKUP	WIRELESS MODULE
EMC - Emergency Circuit **EMB** - Emergency Battery (10 W — Remote) **X_** - Specify Backup Specify requirements at time of order.	**WCN** - Wireless Communication Node (Connected to LED Driver In-Fixture or In-Driver Box) **PIR** - Wireless Communication Node + PIR Sensor (Standard Lens for Low Bay < 10') **MW** - Wireless Communication Node + MW Sensor (Standard for Low Bay < 10') **X_** - Other – Specify Embedded Component or Specific Non-Standard Sensor Detection Range

DIMENSIONS & INSTALLATION

Dimensions

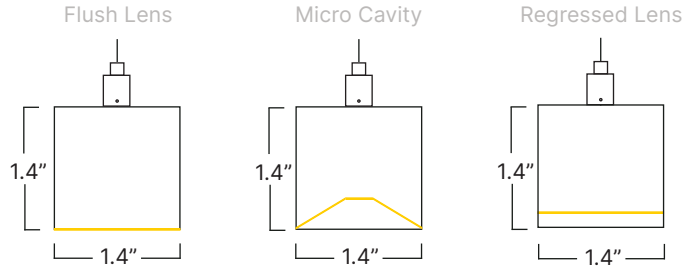



Standard Fixtures

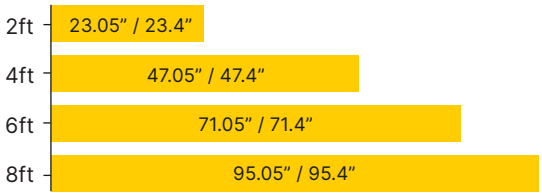

Lens Length / Fixture Length

Mounting Type

T-Bar Mount	Installs into a ceiling grid system and mount on to, or replace, typical T-Bar elements.
Drywall/J-Box Mount	Installs onto a surface via a junction box.

Mounting Options

Typically suspended at a distance of between 24” and 72”. Supplied hardware includes:	48” or 96” standard adjustable cord. Internal brackets to eliminate light leakage at joints. Choice of canopy size and color. Available with a range of accessories, mounts and inserts that provide easy customization of visual appearance and performance enhancements

DJ - Drywall/J-Box Mount

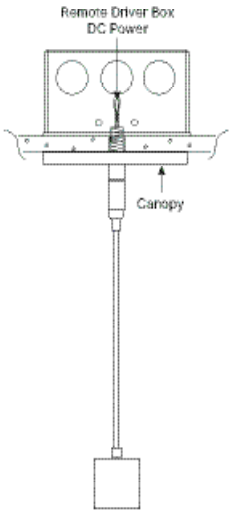

T1 - 9/16” Flat T-Bar Mount

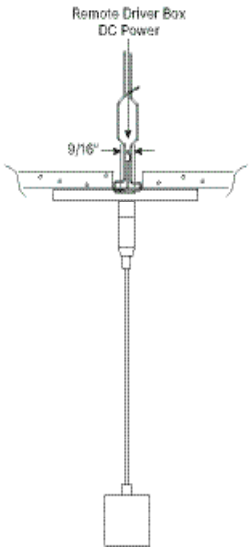

T2 - 9/16” Bolt Slot T-Bar Mount

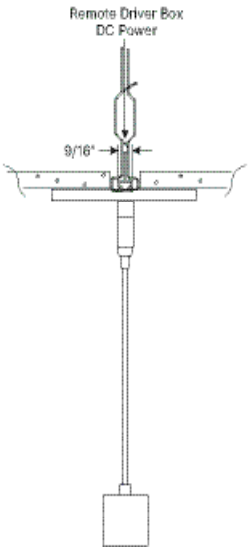

T3 - 15/16” Flat T-Bar Mount

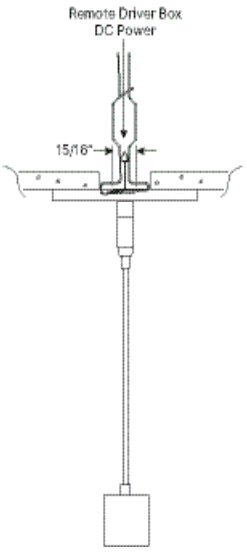

SMARTBEAM® TECHNOLOGY

The Ultimate Control of Lighting Distributions

SmartBeam makes it easy to specify the exact light required for any architectural space. Available in every XICO product; it is now possible to create truly tailored and engaging lighting that transform spaces, improves visual comfort, and saves energy.

To learn more about our SmartBeam Technology, please click or scan the QR Code.

Direct Optics Choices

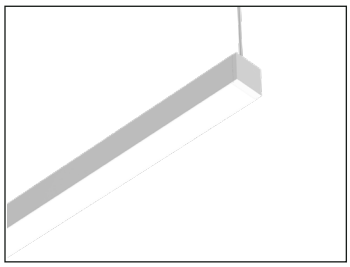

FL - Flush Lens

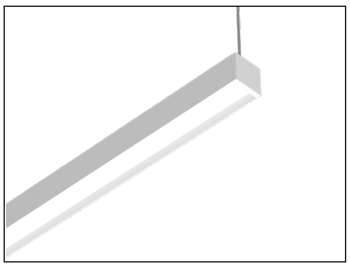

RL - Regressed Lens

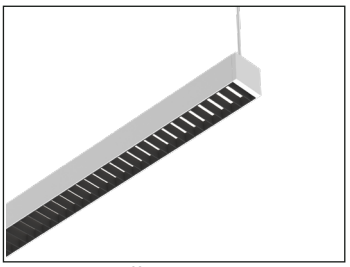

MB - Micro Baffle

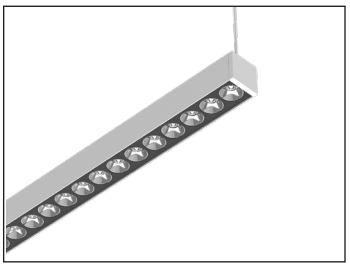

MCO - Micro Cavity Optics

DIRECT OPTICS	BEAM PATTERN									
	DLAM	DBW60	DDA70	DA4015	DA3010	DM70	DN40	DS45	DS35	DS25
Flush Lens	■	■	■	■	■	■	■			
Regressed Lens	■	■	■	■	■	■	■			
Micro Baffle	■	■	■	■	■	■	■			
MCO								■	■	■

LPW Efficacy Conversion Chart

CODE	CCT SELECTED							
	2200K	2700K	3000K	3500K	4000K	5000K	5700K	6500K
80	–	0.91	0.96	1.00	1.04	1.11	1.11	1.11
90	–	0.91	0.96	1.00	1.04	1.11	1.11	1.11
95	–	0.91	0.96	1.00	1.04	1.11	1.03	1.04
SUN	–	0.90	0.92	1.00	1.01	1.07	1.04	1.05

LPW Performance

	DIRECT									
	DLAM	DBW60	DDA70	DA3015	DA3010	DM70	DN40	DS45	DS35	DS25
LM/W	83	141	123	131	130	149	151	82	82	82

	INDIRECT				
	ILAM	IBW120	IFT150	IA6040	IA4560
LM/W	150	158	150	143	143

$$LM/W = \frac{\left(\text{DIRECT LM/FT} + \text{INDIRECT LM/FT}\right)}{\left(\text{DIRECT W/FT} + \text{INDIRECT W/FT}\right)}$$

DIRECT PHOTOMETRICS

48" Length, 80+/3500K CRI/CCT, 3,000 Lumens

Static White Light

DLAM: Lambertian

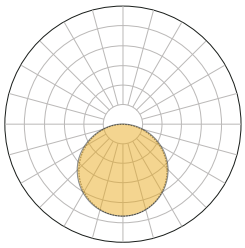

LM/FT	W/FT	LM/W
350	4.2	83.3
500	6	83.3
750	9	83
1000	12	83.3

DBW60: Batwing 60°

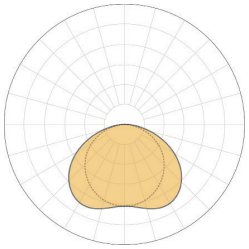

LM/FT	W/FT	LM/W
350	2.5	140
500	3.5	142.9
750	5.3	141
1000	7.1	140.1

DDA70: Double Asymmetric 70°

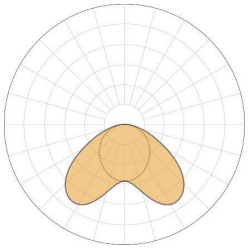

LM/FT	W/FT	LM/W
350	2.8	125
500	4.1	122
750	6.1	123
1000	8.1	123.5

DA4015: Asymmetric 40° at 15° Tilt

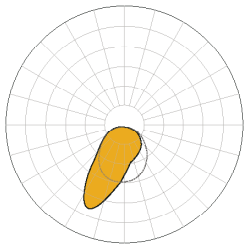

LM/FT	W/FT	LM/W
350	2.7	129.6
500	3.8	131.6
750	5.7	131
1000	7.6	131.6

DA3010: Asymmetric 30° at 10° Tilt

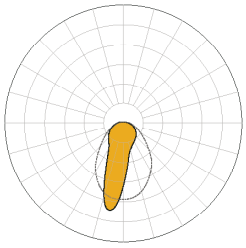

LM/FT	W/FT	LM/W
350	2.8	125
500	3.9	128.2
750	5.8	130
1000	7.7	129.9

DM70: Medium 70°

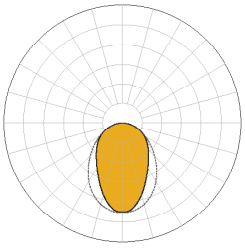

LM/FT	W/FT	LM/W
350	2.3	152
500	3.3	151.5
750	5	149
1000	6.7	149.3

DN40: Narrow 40°

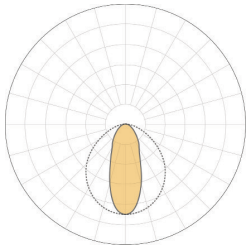

LM/FT	W/FT	LM/W
350	2.3	152
500	3.3	151.5
750	5	**151**
1000	6.7	149.3

DS45: Micro Cavity Optic Spot 45°

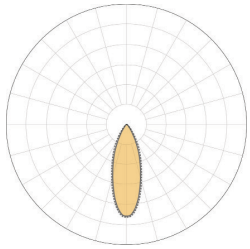

LM/FT	W/FT	LM/W
350	4.2	83.3
500	6.1	82
750	9.1	82
1000	12.1	82.6

DS35: Micro Cavity Optic Spot 35°

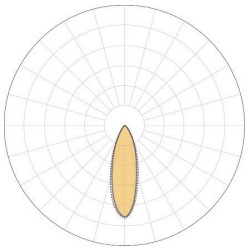

LM/FT	W/FT	LM/W
350	4.2	83.3
500	6.1	82
750	9.1	82
1000	12.1	82.6

DS25: Micro Cavity Optic Spot 25°

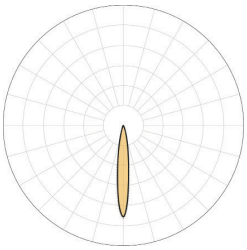

LM/FT	W/FT	LM/W
350	4.2	83.3
500	6.1	82
750	9.1	82
1000	12.1	82.6

COMPATIBLE OPTIC			
FLUSH LENS	REGRESSED LENS	MICRO BAFFLE	MCO

INDIRECT PHOTOMETRICS

Static White Light

48" Length, 80+/3500K CRI/CCT, 4,000 Lumens

ILAM: Lambertian

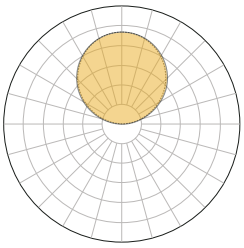

LM/FT	W/FT	LM/W
350	2.3	152
500	3.3	151.5
750	5	**151**
1000	6.7	149.3

IBW120: Batwing 120°

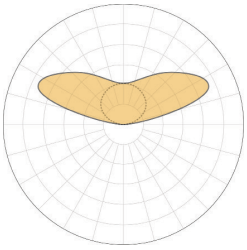

LM/FT	W/FT	LM/W
350	2.2	159.1
500	3.1	161.3
750	4.7	158
1000	6.3	158.7

IFT150: FlatTop 150°

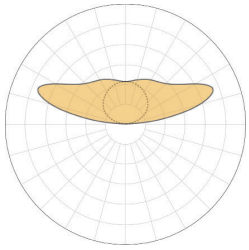

LM/FT	W/FT	LM/W
350	2.3	152
500	3.3	151.5
750	5	**151**
1000	6.7	149.3

IA6040: Asymmetric 60° at 40° Tilt

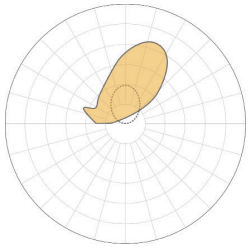

LM/FT	W/FT	LM/W
350	2.4	145.8
500	3.5	142.9
750	5.2	143
1000	6.9	144.9

IA4560: Asymmetric 45° at 60° Tilt

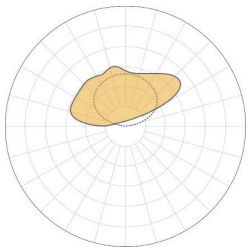

LM/FT	W/FT	LM/W
350	2.4	145.8
500	3.5	142.9
750	5.2	143
1000	6.9	144.9

OPTICS CONFIGURATIONS

				
Flush Lens	**Regressed Lens**	**Continuous Regressed Lens**	**Micro Baffle**	**Round MCO**
White Flush Lens **OFL**	White Regressed Lens **ORL**	White Regressed Lens **OCRL**	White Micro Baffle **OMBW**	**ORMCOWB** White w/Black Cover
			Black Micro Baffle **OMBB**	**ORMCOBB** Black w/Black Cover
				ORMCOGB Graphite w/Black Cover
				ORMCOCHB Chrome w/Black Cover
				ORMCOCB Copper w/Black Cover

MICRO CAVITY OPTICS CHOICES

				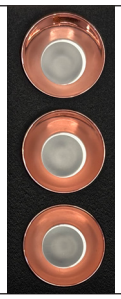
ORMCOWB Round MCO, White Black Cover	**ORMCOBB** Round MCO, Black Black Cover	**ORMCOGB** Round MCO, Graphite Black Cover	**ORMCOCHB** Round MCO, Chrome Black Cover	**ORMCOCB** Round MCO, Copper Black Cover

LED OPTIONS

80: Standard 80+ CRI

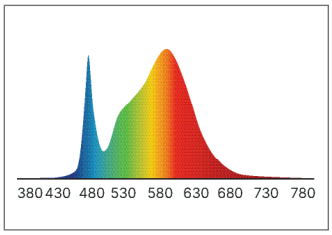

90: Standard 90+ CRI

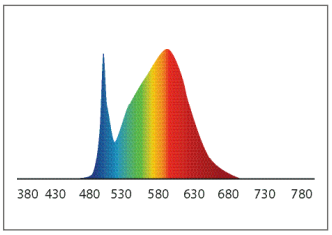

95: High-Definition 95+CRI

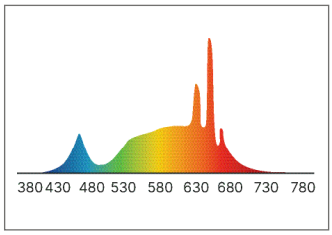

SUN: Full Spectrum "SunLike"

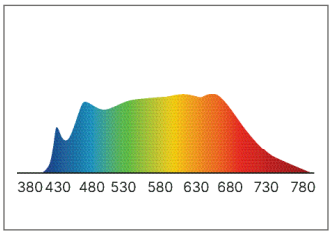

CODE	DESCRIPTION	TYPICAL LED DATA							
		CCT	CRI	CRI R9	TM30 Rf	TM30 Rg	CQS	M/P Ratio	LPW
80	Standard 80 CRI	3500K	82.5	7.8	84	96.7	82.5	0.51	190
90	Standard 90 CRI	3500K	91	54.3	89.3	98.9	89.2	0.55	175
95	High Definition 95 CRI	3500K	97.1	95	–	–	–	0.70	163
SUN	Full Spectrum SunLike®	3500K	95	85	–	–	–	–	130

POWER & CONTROLS

Voltage

Fixture Voltage (AC)
120–277 VAC
347 VAC, 50/60 Hz

Power Location
Remote

LED Driver
Factory Selected, 36–39V Constant Current

Drivers

FDND - Factory Non-Dimming
FD00 - Factory 0-10V 0.1% Dim
FD01 - Factory 0-10V 1% Dim
FD10 - Factory 0-10V 10% Dim
FDDA - Factory DALI 0.1% Dim
FDDX - Factory DMX Dim
FDTR - Factory TRIAC Dim
LD01 - Lutron Hi-Lume 1% Dim
X_ - Specify Driver

Emergency Backup (Optional)

EMC - Emergency Circuit
EMB - Emergency Battery
(10 W — Remote)
X_ - Specify Backup

Power
10 W

Illumination Time
90 minutes

IP Rating
Suitable for Dry and Damp Locations,
indoor use only

XBox

Remote Driver Boxes (Optional) To create a clean and organized power solution for multiple fixture installations see our XBox Specification Guide. Reach out to a XICO Sales Representative to discuss you projects needs.

Compatible Control Options

LUTRON® CASAMBI COOPER nLIGHT

TECHNICAL SPECIFICATIONS

Finishes & Design Options

Housing Colors (Matte Finish)

White (RAL9003)
Black (RAL9005)
Gray (RAL7001)
Custom RAL



Housing Material

6063-T5 extruded, recycled aluminum

Mounting Brackes

Sheet Metal

Flat End Cap Material

Machined or cast alumninum

Lens Options and Material

Flush, Regressed, Micro Baffle, and Round Micro Cavity Optics (MCO) lens options with Patented SmartOptics® made from Acrylic (PMMA)

Standards & Certifications

Sustainability

Low carbon, environmentally conscious packaging and shipping methods

Compliance

BABAA & TAA compliant in-house manufacturing in Boston, MA with North American supply chain

Certifications

Declare Listed and Red List Free

Low carbon, environmentally conscious packaging and shipping methods

Recyclable

SmartOptics and all powder coated and anodized parts are fully recyclable at end of life

Manufacturing

All XICO products and associated optics and LED engines are assembled at our factory in Woburn, MA

Quality Assurance

Each product is engineered reliability and quality assurance tested



Declare Listed

At Xico Lighting, we are committed to transparency and sustainability. That's why all our products are Declare listed, providing clear insights into their environmental footprint and safety. Look for these internationally recognized labels on Xico products, packaging, or at xicoled.com/declare.

Red List Free

Xico Lighting is dedicated to creating safe, sustainable solutions. All our products are Red List Free, meeting the highest industry standards for healthy and environmentally responsible materials as defined by the International Living Future Institute (ILFI). Learn more at xicoled.com/declare.

Quick Links

5-YR Warranty **Business Terms** **Patents & Trademarks** **SmartBeam** **Revit Files**