



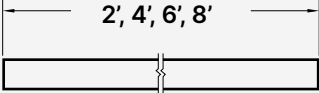
# MICROSquare MCO Surface



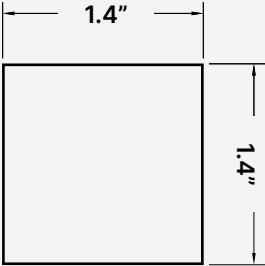
1.4" Linear with Micro Cavity Optics


Direct








Standard lengths of 2', 4', 6', and 8'



 Anodized Aluminum

 White

 Black

 Gray

MCO



MIX



DESIGNED, ENGINEERED, AND MANUFACTURED IN USA

## Design

MICROSquare 1.4 is a 1.4" square linear, bringing SmartBeam® capabilities to a scale designed to compliment architectural space. MICROSquare features a remote driver to remove visual bulk.

## Features

- High efficacy combined 135lm/W
- Square profile: 1.4" (35mm) x 1.4" (35mm)
- SpekLED® & SmartOptics® inside
- 80+/90+ CRI, 2700K-4000K specifications
- Dimming down to 0.1%
- UL listed, CSA 22.2 compliant
- RoHS compliance and lead free
- 5 Year, 50,000 hour standard warranty

## Lumens and Power

80+ CRI, 3500K

### DIRECT

Lumens/ft	350	500	750	1000
Watts/ft	3.9	5.8	9.1	12.8
Lumens/W	88	85	82	78



# MICROSquare MCO Surface

**XICO®**

## Ordering Information

PROJECT

MSQ140-S

1	2	3	4	5	6	7	8	9	10	11	12
---	---	---	---	---	---	---	---	---	----	----	----

————— A ————— B ————— C —————



A

1		2		3		4	
LENGTH		CCT		CRI		FINISH COLOR	
2	2'	27	2700K	80	80CRI+	AL	Clear Anodized
4	4'	30	3000K	90	90CRI+	WT	White
6	6'	35	3500K	95	95CRI+	BK	Black
8	8'	40	4000K			GY	Gray
C_	Custom lengths in 6" increments	SL1	SunLike			RAL_	RAL #
		SBIOS	Static Bios				
		DBIOS	Dynamic Bios				
		TW2	Tuneable White 2CH				
		RGB	Red, Green, Blue				
		RGBW	Red, Green, Blue, White				

B

5		6	
DIRECT BEAM		DIRECT OUTPUT	
DMCO15	Micro Cavity Optics 15°	35	350lm/ft
DMCO25	Micro Cavity Optics 25°	50	500lm/ft
DMCO45	Micro Cavity Optics 45°	75	750lm/ft
		100	1000lm/ft

C

9		10		11		12	
MOUNTING		VOLTAGE		EMERGENCY		ONBOARD DRIVER	
WM	Wall Mount Kit	UNV	120/277V	0	None	FD01	1% Dim (0-10V)
C_	Custom (Add Note)	120	120V	EM	Emergency Driver	FD10	10% Dim (0-10V)
		277	277V			LDE1	Lutron Hi-Lume 1% Dim
		347	347V			LDE5	Lutron 5 Series 5% Dim
						ELD1	EldoLED 0.1% Dim
						NA	Not included
						C_	Custom (Add Note)

## NOTES

# MICROSquare MCO Surface



## Beam Distributions

Light plays a key role in the designed space. Whether the goal is to define spatial borders, emphasize architectural details or deliver functional task lighting, SmartBeam® technology packs a variety of beam options into every XICO® product.

SmartBeam® is a family of adaptive wavefront technologies, developed with the single purpose to deliver the ultimate controlled specification-grade lighting distribution and colors to your fingertips.

### DIRECT



	Office	Lobby	Aisleway	Wall Wash	Grazer	Cove	Warehouse	Benefits
Batwing	•	•					•	Low-glare even distribution, ideal for most applications
Wide	•	•					•	Provides excellent coverage for general lighting installations
Medium	•	•					•	Delivers Uniform fc distribution without pixelation
Asymmetric	•	•		•		•		Ideal for perimeter lighting
Double Asymmetric	•		•				•	Exceeds DLC Aisleway Compliance
Narrow	•	•			•	•	•	High CBCP for long throw applications
Grazer/Spot	•	•			•	•		Uniform coverage meeting tight min:max ratio


# MICROSquare MCO Surface



## ColorTune™ Technology

Lighting products with ColorTune™ technology in combination with XICO® LED engines deliver color control, producing superior color rendering and wavelength conversion.

ColorTune™ products utilize a unique collection of micron scale optical elements to diffuse, shape, reflect and manipulate light and colors in a broad range of LED optical systems.

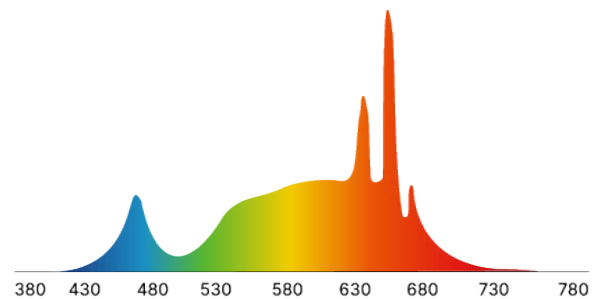


Fusion Optix® manufacturing LED engines in Woburn, MA

## 90+ CRI Standard

Advancements in LED efficiency, combined with SmartBeam high efficacy optical systems, enables 90+ CRI as standard across all XICO products without compromises.

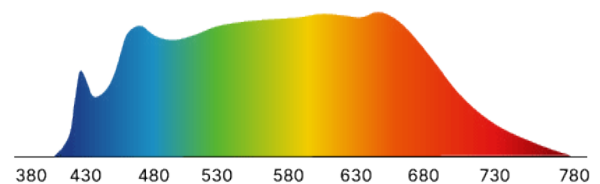
CCT	CIE Ra	TM-30 Rf	TM-30 Rg
3500K	94	90	103



XICO Standard 90+ CRI LED

## Full Spectrum, Tunable Control

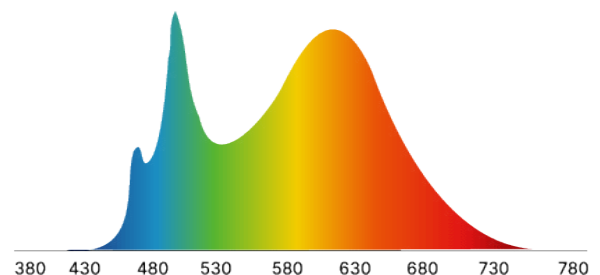
XICO's in-house LED engine design and assembly allows for custom offerings in every category. Full Spectrum, Dim-to-warm, Tunable-White, RGBW, and application specific custom configurations.



Full Spectrum "SunLike" LED

## Human-Centric Lighting

Unique LED technologies, in conjunction with fixture and optical system design, deliver biological and psychological stimulus. Energizing light during the day and sleep-supporting light in the evening.



BIOS Circadian Lighting LED

# MICROSquare MCO Surface



## Drivers & Electrical

Remote, dimmable drivers are supplied in enclosures. Compatible with a wide range of dimmable drivers, control systems, and virtually all PoE systems.

## Emergency Back-Up

An integral emergency driver may be wired to 4ft sections. Other drivers are also available (not all integral; consult factory). Emergency circuits for use with building generators are also available.

## Finishes

All luminaires are available in clear anodized aluminum, white powder coat, or black powder coat. Any RAL color may be specified.

## Optics

FlatLens® extruded acrylic optic provides excellent diffusion, high transmission, and no LED imaging. Acrylic optics are fully recyclable at end of life.

## Construction

Extruded, recycled aluminum housing. Clear anodized and powder-coated extrusions are fully recyclable at end of life.

## Joined Runs

Runs of any length may be specified and are composed of multiple, factory-engineered, joined sections.

## Sustainability

Every XICO product features SmartBeam® Technology, energy efficient LED solutions, high efficacy optical systems, considered material choices, and thoughtful supply chain management.

## Declare & Red List Free

[Micro Series Declare Listing](#)

## Technology and Manufacturing

XICO fixtures are engineered and manufactured in our Massachusetts factory with Fusion Optix® Inside. As LED engine and Optical system specialists XICO offers adjustment and customization to output, beam distribution, and color to meet the needs of your project.