

MICROSquare Surface

1.4" Low-Profile Linear LED Surface Mount



Features & Benefits

Exceptional Performance

Up to 1,000 lm/ft, 150 lm/W efficacy

Wide Range of LED Selections

Static, Tunable White, and Dim-to-Warm

Designed with Options

Wide choice of SmartOptic® lenses, beam distributions, 80/90/95+ CRI, 2200K to 5000K CCT, and 0-10V, DALI, DMX, and TRIAC dimming

Patented Innovations

Fusion® Optix Inside with unique SmartBeam® capabilities

Proprietary Optical Components

Provides excellent light distribution and high-transmission

Committed to Sustainability

Declare Listed and Red Free List materials

Compliance

UL Listed, Dry and Damp Locations

5-Year Warranty

Standard 5-year warranty, 50,000 hours

Designed & Built in
BOSTON

Declare



FIXTURE ORDERING

Project Name

1) FIXTURE DESIGN

Fixture Type

PRODUCT	LENGTH		FINISH		END CAP	OPTIC	
MSQ140-S							
1.4" Low-Profile	2	2'	MWH	Matte White (RAL9003)	E1	Flat End Cap	OFL Flush Lens
Linear LED	4	4'	MBK	Matte Black (RAL9005)			ORL Regressed Lens
Surface Mount	6	6'	MGR	Matte Gray (RAL7001)			OCRL Continuous Regressed Lens¹
	8	8'	CAE	Clear Anodized Effect			OMBWH Micro Baffle, White
	10	10'	RAL_	Specify RAL#			OMBBK Micro Baffle, Black
	X_	Specify X', Y"					(Requires Regressed Lens)

2) LED LIGHT ENGINE

CRI		CCT		DIRECT BEAM PATTERN		DIRECT OUTPUT	
S80	Std. 80 CRI	22	2200K	DLAM	Lambertian	35	350 lm/ft
S90	Std. 90 CRI	27	2700K	DBW60	Batwing 60°	50	500 lm/ft
HE80	High-Eff. 80 CRI	30	3000K	DDA70	Double Asymmetric 70°	75	750 lm/ft
HE90	High-Eff. 90 CRI	35	3500K	DA3015	Asymmetric 30° at 15° Tilt	100	1,000 lm/ft
HD95	High-Def. 95 CRI	40	4000K	DA3010	Asymmetric 30° at 10° Tilt	X_	Specify lm/ft
SUN	Full SunLike	50	5000K	DM70	Medium 70°		
SBIOS	Static BIOS	3022D	3000K to 2200K Dim-to-Warm	DN40	Narrow 40°		
DBIOS	Dynamic BIOS	3527D	3500K to 2700K Dim-to-Warm	X_	Specify Beam		
TBIOS	Tunable White BIOS	X_	Specify CCT				

3) FIXTURE POWER & CONTROLS

LINE VOLTAGE (DC)		REMOTE DRIVER (POWER)		EMERGENCY BACKUP		REMOTE DRIVER BOX²		CONTROL SYSTEM⁴	
UNV	120/277V	FDND	Factory Non-Dimming	NN	Not Needed	NN	Not Needed	NN	Not Needed
347	347V	FD01	Factory 0-10V 1% Dim	EMC	Emergency Circuit	RLDB³	Remote Linear Driver Box	LUT	Lutron
		FD10	Factory 0-10V 10% Dim	EMB	Emergency Battery		(driver included by default)	COO	Cooper
		FDDA	Factory DALI 0.1% Dim		(10 W — Remote)	RX2D³	Optional Remote XBox2	CAS	Casambi
		FDDX	Factory DMX Dim	X_	Specify Backup		Driver, Up to 2 Drivers	X_	Specify Control System
		FDTR	Factory TRIAC Dim			RX3D³	Optional Remote XBox3		
		LD01	Lutron Hi-Lume 1% Dim				Driver, Up to 3 Drivers		
		LD05	Lutron 5-Series 5% Dim			RX5D³	Optional Remote XBox5		
		ED00	eldoLED 0-10V 0.1% Dim				Driver, Up to 5 Drivers		
		ED01	eldoLED 0-10V 1% Dim						
		EDDA	eldoLED DALI 0.1% Dim						
		X_	Specify Driver						

4) FIXTURE MOUNTING & CONNECTIONS

MOUNTING TYPE		POWER CORD		MOUNTING KIT	
DJ	Drywall/J-Box Mount	S24WH	24" White Cable Kit	SSMB	Stainless Steel Surface Mounting Bracket
T1	9/16" Flat T-Bar Mount	S24BK	24" Black Cable Kit		
T2	9/16" Bolt Slot T-Bar Mount				
T3	15/16" Flat T-Bar Mount				

Footnotes: ¹ Continuous Regressed Lens ships on a roll for seamless lens installation. ² Remote distance is dependent on driver type, up to 100' (30.5 m).

³ Creates a clean and organized power solution for multiple fixture installations. ⁴ The control system and driver must be compatible.

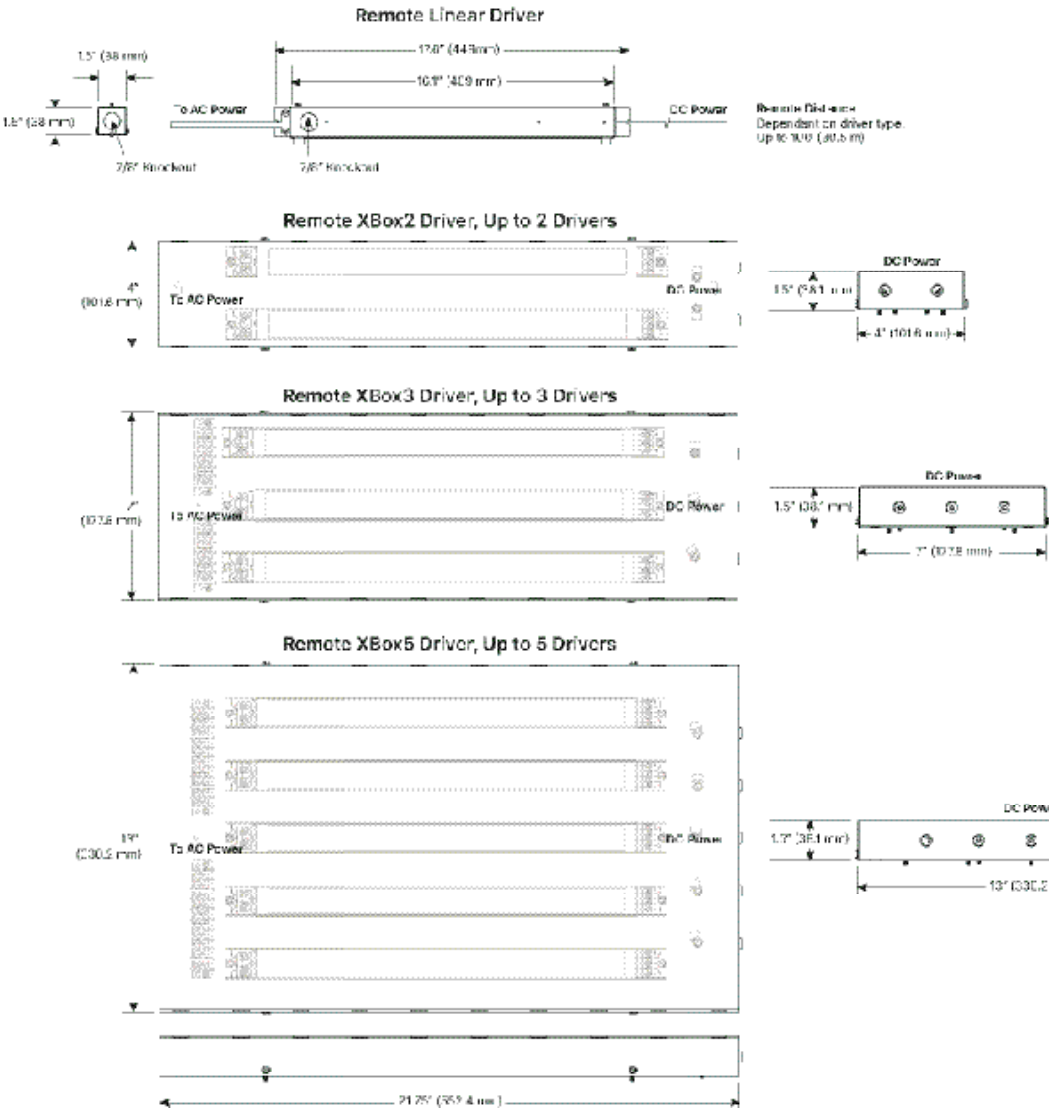
NOTES

Project Name

Fixture Type

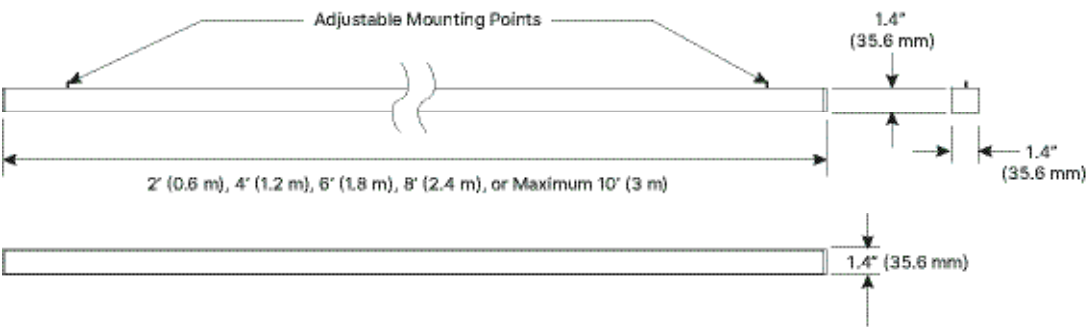
REMOTE DRIVER BOX

Dimensions



FIXTURE DESIGN

Dimensions



To download BIM (Revit) Files, please click or scan the QR Code.




Length


Length Options2', 4', 6', 8', 10' nominal, or custom within 3"

Finish


Housing Colors (Matte Finish)




White (RAL9003)




Black (RAL9005)



Gray (RAL7001)



Clear Anodized Effect



Custom RAL

Housing Material6063-T5 extruded, recycled aluminum

Mounting BracketsSheet metal

End Cap

End Cap OptionFlat

End Cap MaterialMachined or cast aluminum

Optic

Lens OptionsFlush, Regressed, Continuous Regressed, and Micro Baffle (Requires Regressed Lens)

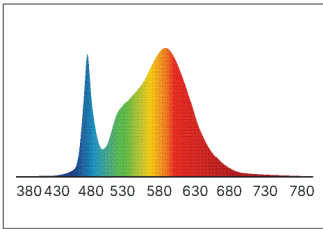
Lens MaterialPatented SmartOptics® made from Acrylic (PMMA)

Voltage

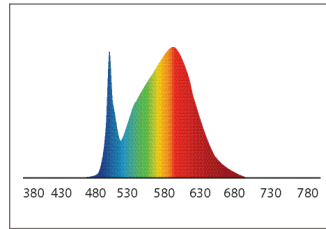
Fixture Voltage (AC)120–277 VAC and 347 VAC, 50/60 Hz

LED SELECTION GUIDE

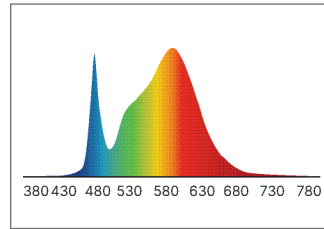
S80: Standard 80+ CRI



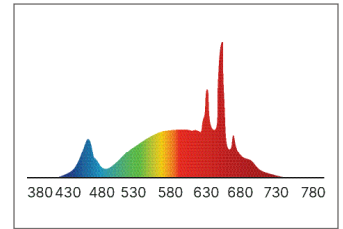
S90: Standard 90+ CRI



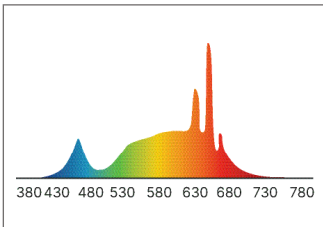
HE80: High-Efficiency 80+ CRI



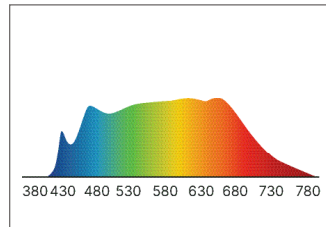
HE90: High-Efficiency 90+ CRI



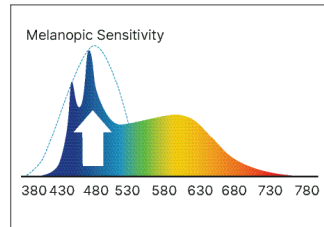
HD95: High-Definition 95+ CRI



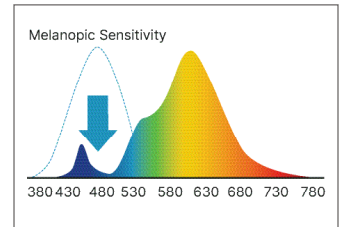
SUN: Full Spectrum "SunLike"



HCD: Human Centric Day



HCN: Human Centric Night



Static White Light (LED Light Engine Only)

CODE	DESCRIPTION	TYPICAL LED DATA							
		CCT	CRI	CRI R9	TM30 Rf	TM30 Rg	CQS	M/P Ratio	LPW
S80	Standard 80 CRI	3500K	82.5	7.8	84	96.7	82.5	0.51	190
S90	Standard 90 CRI	3500K	91	54.3	89.3	98.9	89.2	0.55	175
HE80	High Efficiency 80 CRI	3500K	82.1	5.9	83	94.2	81.2	0.52	210
HE90	High Efficiency 90 CRI	3500K	92.2	90	90.7	103.8	92.1	0.56	190
HD95	High Definition 95 CRI	3500K	97.1	95	–	–	–	0.70	163
SUN	Full Spectrum SunLike®	3500K	95	85	–	–	–	–	130
HCD	Human Centric Day	4000K	83	95	–	–	–	0.92	155
HCN	Human Centric Night	2700K	80	–	–	–	–	0.44	134

LPW Efficacy Conversion Chart

CODE	CCT SELECTED							
	2200K	2700K	3000K	3500K	4000K	5000K	5700K	6500K
S80	–	0.91	0.96	1.00	1.04	1.11	1.11	1.11
S90	–	0.91	0.96	1.00	1.04	1.11	1.11	1.11
HE80	–	0.96	0.99	1.00	1.03	1.04	1.03	1.03
HE90	–	0.91	0.96	1.00	1.04	1.11	N/A	N/A
HD95	–	0.91	0.96	1.00	1.04	1.11	1.03	1.04
SUN95	–	0.90	0.92	1.00	1.01	1.07	1.04	1.05
HCD	–	N/A	0.96	1.00	1.04	1.04	1.04	1.04
HCN	–	0.87	0.96	1.00	1.04	N/A	N/A	N/A

BIOS TECHNOLOGY

Choosing Your BIOS Solution

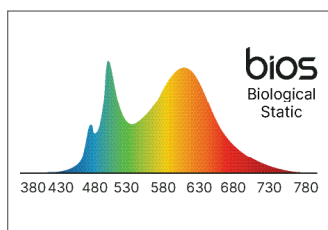
BIOS is offered in four Circadian LED Solutions with BIOS SkyBlue Technology — Biological Static, Biological Dynamic, Biological Tunable, and Biological Dim-to-Warm. BIOS SkyBlue™ Technology includes a blue peak at 490nm that provides an effective daytime circadian signal using standard architectural color temperatures.

bios

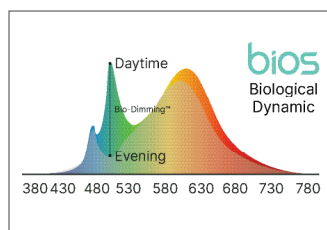
To learn more about BIOS Technology, please click or scan the QR Code.



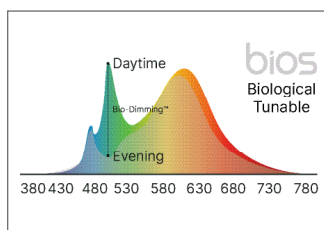
BIOS Static



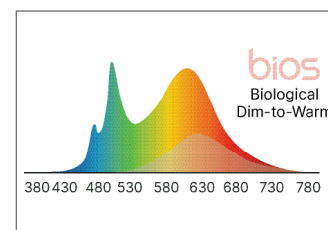
BIOS Dynamic



BIOS Tunable



BIOS Dim-to-Warm



Daytime

No color change when dimmed

Spaces that operate during daytime hours — 7am and 7pm

Daytime & Evening

500K shift when dimmed

Spaces that operate overnight — after 7pm and before 7am

Daytime & Evening

Dims to 2700K

Spaces that operate with overnight shifts — after 7pm and before 7am

Daytime & Evening

Dims from cool to warm

Spaces where people sleep — after 7pm and before 7am

Circadian and Human Centric Light

CODE	DESCRIPTION	BIO-DIMMING MODULE TECHNOLOGY GUIDE					
		Driver	Driver Voltage	CCT	Requires BIO-Dimming Module	Lighting Control	BIOS SkyBlue (490nm)
SBIOS	BIOS Static	DIM1	0-10V Dimming to 1% Dim-to-Dark	No CCT Change	No	Intensity Dimming Control Only	Always Present
DBIOS	BIOS Dynamic	BIODIM1	0-10V Intensity Dimming to 1% Dim-to-Dark	500K Shift	Yes	Intensity Dimming & Spectrum Change Controlled Together	Removed with BIO-Dimming
DBIOS-2	BIOS Dynamic (Two Channel)				No	Intensity Dimming & Spectrum Change Controlled Separately	Removed by Adjusting "Spectrum Channel"
TBIOS	BIOS Tunable	ATW / DTW	0-10V Control of Intensity & CCT on Separate 2 Channels / DALI Control of Intensity & CCT on Separate 2 Channels	Dims to 2700K	Yes	Intensity Dimming & Spectrum Change Controlled Together	Removed with BIO-Dimming
TBIOS-2	BIOS Tunable (Two Channel)				No	Intensity Dimming & Spectrum Change Controlled Separately	Removed by Adjusting "Spectrum Channel"
DWBIOS	BIOS Dim-to-Warm	-	-	Dims to 2200K	Yes	Intensity Dimming & Spectrum Change Controlled Together	Removed with BIO-Dimming
DWBIOS-2	BIOS Dim-to-Warm (Two Channel)				No	Intensity Dimming & Spectrum Change Controlled Separately	Removed by Adjusting "Spectrum Channel"

SMARTBEAM® TECHNOLOGY

The Ultimate Control of Lighting Distributions

SmartBeam makes it easy to specify the exact light required for any architectural space. Available in every XICO product; it is now possible to create truly tailored and engaging lighting that transform spaces, improves visual comfort, and saves energy.

To learn more about our SmartBeam Technology, please click or scan the QR Code.



FIXTURE POWER & CONTROLS

Voltage

LED Driver Factory Selected, 36–39V Constant Current

Emergency Backup

Backup Types Emergency Circuit, Emergency Battery (Remote), and other emergency backups are available

Wiring Typically the Emergency Backup is wired to 48" sections

Power 10 W

Illumination Time 90 minutes

Partners



Control Systems

Other Remote Drivers (Sold Separately)
Factory Non-Dimming, Factory 0–10V 1% Dim, Factory 0–10V 10% Dim, Factory DALI 0.1% Dim, Factory DMX Dim, Factory TRIAC Dim, eldoLED 0–10V 0.1% Dim, eldoLED 0–10V 1% Dim, eldoLED DALI 0.1% Dim, and other drivers are available, consult factory (not all integral)

Lutron Hi-Lume 1% Dimming and 5-Series 5% Dimming

Cooper Compatible driver

Casambi (wireless) Compatible driver

XBox


Remote Driver Boxes (Optional) To create a clean and organized power solution for multiple fixture installations see our Xbox Specification Guide. Reach out to a XICO Sales Representative to discuss your project's needs.



Flush Lens



Regressed Lens



Micro Baffles

FIXTURE MOUNTING & CONNECTIONS

Mounting Type

T-Bar Mount

Installs into a ceiling grid system and mount on to, or replace, typical T-Bar elements. Available with a range of accessories, mounts and inserts that provide easy customization of visual appearance and performance enhancements.

Drywall/J-Box Mount

Installs onto a surface via a junction box. Available with a range of accessories, mounts and inserts that provide easy customization of visual appearance and performance enhancements.

Power Cord

24" Cable Kit

White and Black

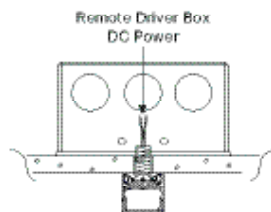
Mounting Kit

Surface Mounting Bracket

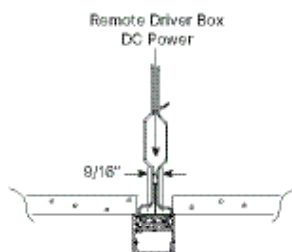
Stainless Steel

Mounting Options

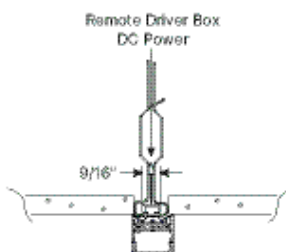
DJ - Drywall/J-Box Mount



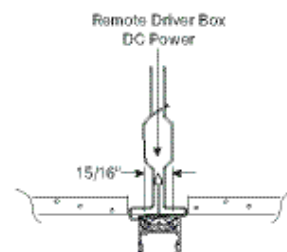
T1 - 9/16" Flat T-Bar Mount



T2 - 9/16" Bolt Slot T-Bar Mount



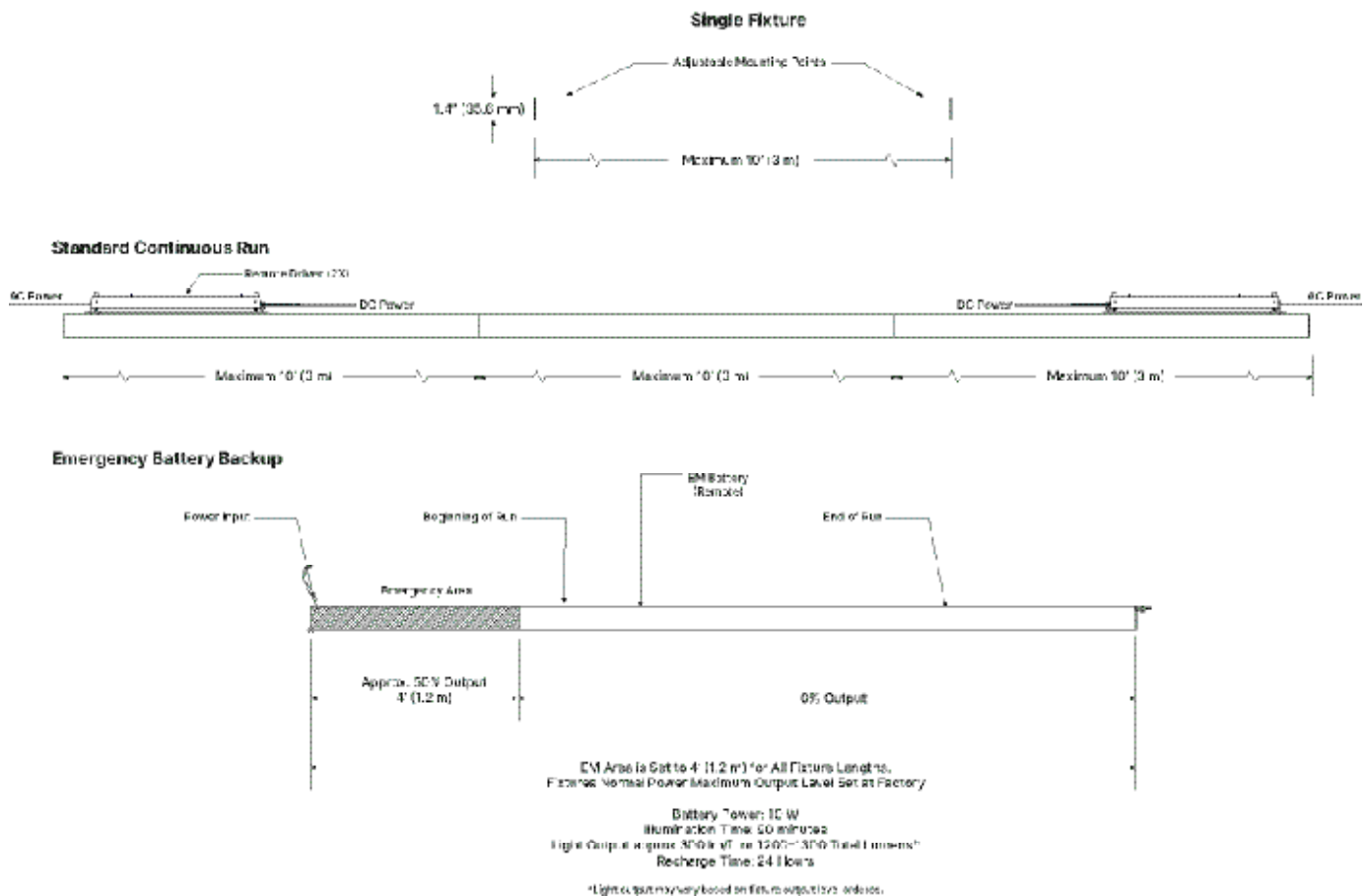
T3 - 15/16" Flat T-Bar Mount



Standard Lengths & Continuous Runs

Maximum length of one fixture is 10'. Longer runs can be produced by joining sections. Customer approval of shop drawings is required prior to build of any non-standard length order.

Lens can be supplied in a maximum 250' roll length with Continuous FlatLENS Optics to be installed on-site for a seamless light surface.



STANDARDS & CERTIFICATIONS



Declare Listed

Declare labels provide a quick and reliable way to make choices about the environmental footprint and safety of the product. Declare is internationally recognized and the labels can be found on the product, product packaging, or company website. Visit xicoled.com for Declare Listed details.



Red List Free

An industry standard certification for LED lighting products based on the International Living Future Institute (ILFI). These products only use materials based on the "Red List of Toxic Chemicals" (a list of chemicals and materials known to be hazardous to people and/or the Earth) that are safe, healthy, and environmentally sustainable.

Certifications

Compliance

BAA & TAA compliant in-house manufacturing in Boston, MA with North American supply chain

Certifications



Sustainability

Declare Listed and Red List Free

Packaging

Low carbon, environmentally conscious packaging and shipping methods

Environmental Suitability

IP Rating

Suitable for Dry and Damp Locations, indoor use only

Recyclable

SmartOptics and all powder coated and anodized parts are fully recyclable at end of life

Reliability

Manufacturing

All XICO products and associated optics and LED engines are assembled at our factory in Woburn, MA

Quality Assurance

Each product is engineered reliability and quality assurance tested

Warranty & Terms

5-YR Warranty



Business Terms



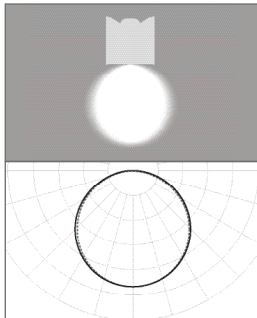
For details on our warranty and business terms, please click or scan the QR Code.

OPTIC	BEAM PATTERN						
	DLAM	DBW60	DDA70	DA3015	DA3010	DM55	DN40
Flush Lens	●	●	●	●	●	●	●
Regressed Lens	●	●	●	●	●	●	●
Micro Baffle	●	●	●	●	●	●	●

DIRECT PHOTOMETRICS

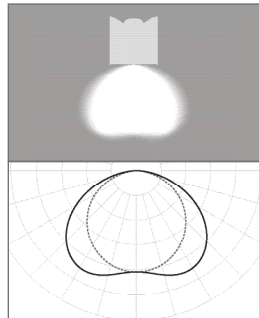
Static White Light

DLAM: Lambertian



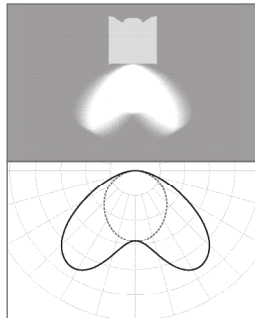
Length 48"
 LED HE80
 CRI/CCT 80+/3500K
 Lumens 3,000
 lm/ft 745
 Watts 22.5
 W/ft 5.6
 LPW 133

DBW60: Batwing 60°



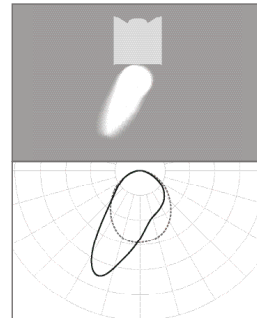
Length 48"
 LED HE80
 CRI/CCT 80+/3500K
 Lumens 3,000
 lm/ft 758
 Watts 21
 W/ft 5.4
 LPW 141

DDA70: Double Asymmetric 70°



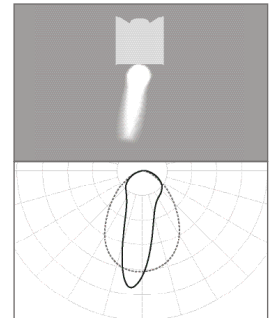
Length 48"
 LED HE80
 CRI/CCT 80+/3500K
 Lumens 3,000
 lm/ft 750
 Watts 25
 W/ft 6.2
 LPW 123

DA3015: Asymmetric 30° at 15° Tilt



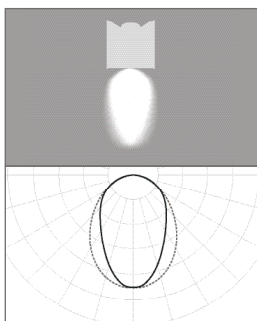
Length 48"
 LED HE80
 CRI/CCT 80+/3500K
 Lumens 3,000
 lm/ft 757
 Watts 23
 W/ft 5.8
 LPW 131

DA3010: Asymmetric 30° at 10° Tilt



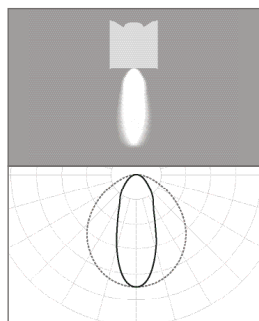
Length 48"
 LED HE80
 CRI/CCT 80+/3500K
 Lumens 3,000
 lm/ft 754
 Watts 23
 W/ft 5.8
 LPW 130

DM70: Medium 70°



Length 48"
 LED HE80
 CRI/CCT 80+/3500K
 Lumens 3,000
 lm/ft 752
 Watts 20
 W/ft 5
 LPW 149

DN40: Narrow 40°



Length 48"
 LED HE80
 CRI/CCT 80+/3500K
 Lumens 3,000
 lm/ft 754
 Watts 20
 W/ft 5
 LPW 151

PATENTS & TRADEMARKS



To learn more about our unique technologies, please click or scan the QR Code.

Utility Patents

United States	US11543582, US11520097, US11512466, US11441749, US11396751, US11333822, US11163104, US11156762, US10852466, US10068447, US8953926, US8948564, US8911099, US8876348, US8794812, US8783898, US8761565, US8750671, US8721152, US8619363, US8430548, US8408775, US8249408, US8231256, US8177408, US8033706, US8033674, US7991257, US7914192, US7784954, US7758227, US7722224, US7542635, US7453636, US7453635, US7431489, US7408707, US7278775, US6369944, US6346311, US6123877, US5932342, US5837346, US20220373144, US20220372752, US20220364708, US20220357006, US20220357005, US20220342141, US20220290432, US20220206210A1, US20220171119A1, US20220171115A1, US20220162856A1, US20220162853A1, US20220146063A1, US20220137287, US20210301991A1, US20200355345A1, US20200217071A1, US20220333765A1, US20220228366A1, US20220196906A1, US20220010554A1, US20080043490A1, US20060290253A1, US20060215958A1, US20120321247, US20120250330, US20120099204
Canada	CA2702600, CA2702685, CA2702690
France	FREP0800658
Germany	DEEP0800658
Great Britain	GB2492541, GB2492542, GBEP0800658, GB2492398
Japan	JP03958359
Netherlands	NLEP0800658
Taiwan	FTW360813B
European Patent Organization	EP0843203, EP0843203

Design Patents

United States	USD719282, USD717973, USD669606, USD669608, USD669609, USD669614, USD663056
----------------------	---

The Patent Corporation Treaty

World Intellectual Property Organization	WO2015200268
---	--------------

Trademarks

United States	US6672871, US6397231, US6373493, US6257728, US6190558, US6190559, US6142905, US6114408, US6038234, US6025279, US6060740, US6257729, US5856164, US5734112, US5543304, US5309290, US5309315, US4691124, US4640751
----------------------	---