

# MICROFlat140

0.4" x 1.4" Low-Profile Linear LED Flat Rail



Remote Driver

## Features & Benefits

### Exceptional Performance

0.4" x 1.4" fixture delivering up 1,000 lm/ft at 150 lm/W.

### Wide Range of LED Selections

Static, Tunable White, Dim-to-Warm, and RGBW

### Designed with Options

Wide choice of SmartOptic® lenses, beam distributions, 80/90/95+ CRI, 2200K to 5000K CCT, and 0-10V, DALI, DMX, and TRIAC dimming

### Patented Innovations

Fusion® Optix Inside with unique SmartBeam® capabilities

### Proprietary Optical Components

Provides excellent light distribution and high-transmission

### Committed to Sustainability

Declare Listed and Red Free List materials

### Compliance

UL Listed, Dry and Damp Locations

### 5-Year Warranty

Standard 5-year warranty, 50,000 hours

Designed & Built in  
**BOSTON**

**Declare**



## FIXTURE ORDERING

Project Name

### 1) FIXTURE DESIGN

Fixture Type

#### PRODUCT

#### LENGTH

#### FINISH

#### MFL140

#### MOUNTING

#### DAISY CHAIN

1.4" Low-Profile  
Linear LED  
Flat Rail

**SMC** Surface Mount Clip  
**SMM** Surface Mount Magnet  
**TC1** 9/16" Flat T-Bar Mount Clip  
**TC2** 9/16" Bolt Slot T-Bar Mount  
**TC3** Clip  
15/16" Flat T-Bar Mount Clip

**NDC** No Daisy Chain  
**YDC** Yes Daisy Chain

**1FT** 1'  
**2FT** 2'  
**4FT** 4'  
**6FT** 6'  
**8FT** 8'

**MWH** Matte White (RAL9003)  
**MBK** Matte Black (RAL9005)  
**MGR** Matte Gray (RAL7001)  
**CAE** Clear Anodized Effect  
**RAL\_** Specify RAL#

**X\_** Specify X', Y''

### 2) LED LIGHT ENGINE & OPTICS

#### CRI

#### CCT

#### OPTICS

#### BEAM PATTERN

#### LUMEN OUTPUT

CRI	CCT	OPTICS	BEAM PATTERN	LUMEN OUTPUT
<b>S80</b> Std. 80 CRI	<b>22</b> 2200K	<b>OFT</b> Flat Lens (Standard)	<b>LAM</b> Lambertian	<b>25</b> 250 lm/ft
<b>S90</b> Std. 90 CRI	<b>27</b> 2700K	<b>ODD</b> Dome Lens	<b>BW60</b> Batwing 60°	<b>35</b> 350 lm/ft
<b>HE80</b> High-Eff. 80 CRI	<b>30</b> 3000K	<b>OLG</b> Light Guide	<b>M50</b> Medium 50°	<b>50</b> 500 lm/ft
<b>HE90</b> High-Eff. 90 CRI	<b>35</b> 3500K	<b>OMC</b> Micro Cavity Optics	<b>CW5560</b> Ceiling Wash 55° at 60° Tilt	<b>75</b> 750 lm/ft
<b>HD95</b> High-Def. 95 CRI	<b>40</b> 4000K		<b>A4015</b> Asymmetric 40° at 15° Tilt	<b>100</b> 1,000 lm/ft
<b>SUN</b> Full SunLike	<b>50</b> 5000K		<b>N40</b> Narrow 40°	<b>X_</b> Specify lm/ft
<b>SBIOS</b> Static BIOS	<b>3022D</b> 3000K to		<b>MCO25</b> Micro Cavity Optic 25°	
<b>DBIOS</b> Dynamic BIOS	<b>3527D</b> 2200K Dim-		<b>X_</b> Specify Beam	
<b>TBIOS</b> Tunable White BIOS	<b>X_</b> to-Warm			
<b>RGBW</b> Red, Green, Blue, White	3500K to			
	2700K Dim-			
	to-Warm			
	Specify CCT			

### 3) FIXTURE POWER & CONTROLS

#### LINE VOLTAGE (DC)

#### REMOTE DRIVER (POWER)

#### EMERGENCY BACKUP

#### REMOTE DRIVER BOX<sup>1</sup>

#### CONTROL SYSTEM<sup>3</sup>

LINE VOLTAGE (DC)	REMOTE DRIVER (POWER)	EMERGENCY BACKUP	REMOTE DRIVER BOX <sup>1</sup>	CONTROL SYSTEM <sup>3</sup>
<b>UNV</b> 120/277V	<b>FDND</b> Factory Non-Dimming	<b>NN</b> Not Needed	<b>NN</b> Not Needed	<b>NN</b> Not Needed
<b>347</b> 347V	<b>FD01</b> Factory 0-10V 1% Dim	<b>EMC</b> Emergency Circuit	<b>RLDB<sup>2</sup></b> Remote Linear Driver Box (driver included by default)	<b>LUT</b> Lutron
	<b>FD10</b> Factory 0-10V 10% Dim	<b>EMB</b> Emergency Battery		<b>COO</b> Cooper
	<b>FDDA</b> Factory DALI 0.1% Dim	<b>X_</b> Specify Backup	<b>RX2D<sup>2</sup></b> Optional Remote XBox2 Driver, Up to 2 Drivers	<b>CAS</b> Casambi
	<b>FDDX</b> Factory DMX Dim		<b>RX3D<sup>2</sup></b> Optional Remote XBox3 Driver, Up to 3 Drivers	<b>X_</b> Specify Control System
	<b>FDTR</b> Factory TRIAC Dim		<b>RX5D<sup>2</sup></b> Optional Remote XBox5 Driver, Up to 5 Drivers	
	<b>LD01</b> Lutron Hi-Lume 1% Dim			
	<b>LD05</b> Lutron 5-Series 5% Dim			
	<b>ED00</b> eldoLED 0-10V 0.1% Dim			
	<b>ED01</b> eldoLED 0-10V 1% Dim			
	<b>EDDA</b> eldoLED DALI 0.1% Dim			
	<b>X_</b> Specify Driver			

### 4) CONNECTIONS & ACCESSORIES

#### POWER CORD

#### CONNECTOR (DC)

<b>S24WH</b> 24" White Cable Kit	<b>SW</b> Strip Wire
<b>S24BK</b> 24" Black Cable Kit	<b>FP</b> Factory Plug

Footnotes: <sup>1</sup> Remote distance is dependent on driver type, up to 100' (30.5 m). <sup>2</sup> Creates a clean and organized power solution for multiple fixture installations.

<sup>3</sup> The control system and driver must be compatible.

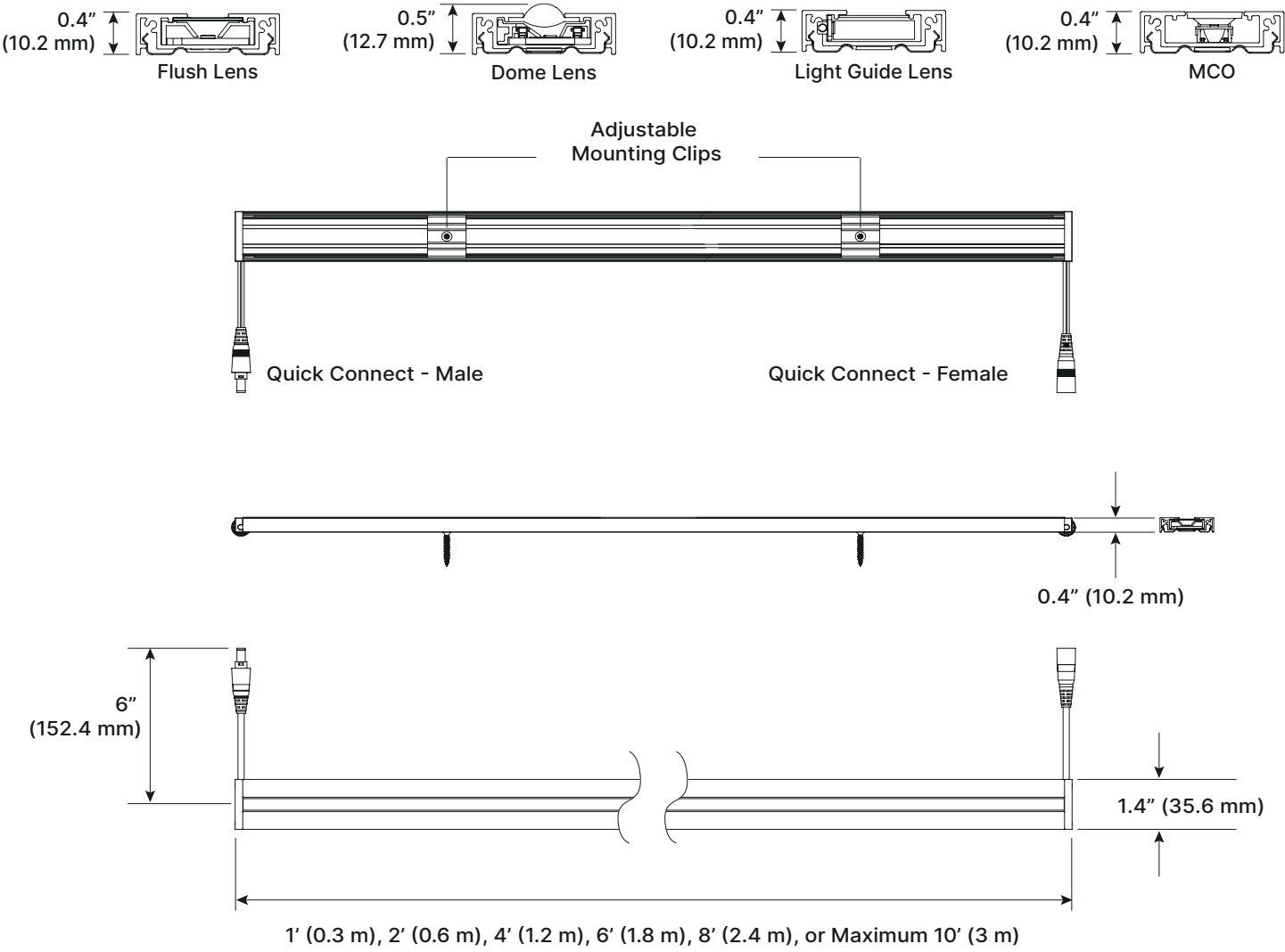
NOTES

Project Name

Fixture Type

FIXTURE DESIGN

Dimensions



### Length

#### Length Options

1', 2', 4', 6', 8', 10' nominal, or custom within 3"

### Finish

#### Housing Colors (Matte Finish)



White (RAL9003)



Black (RAL9005)



Gray (RAL7001)



Clear Anodized Effect



Custom RAL



To download BIM (Revit) Files, please click or scan the QR Code.

#### Housing Material

6063-T5 extruded, recycled aluminum

#### Mounting Brackets

Sheet metal

### End Cap

#### End Cap Option

Flat

#### End Cap Material

Machined or cast aluminum

### Optic

#### Lens Options

Dome Diffusion, Flat, Light Guide, and Micro Cavity Optics

#### Lens Material

Patented SmartOptics® made from Acrylic (PMMA)

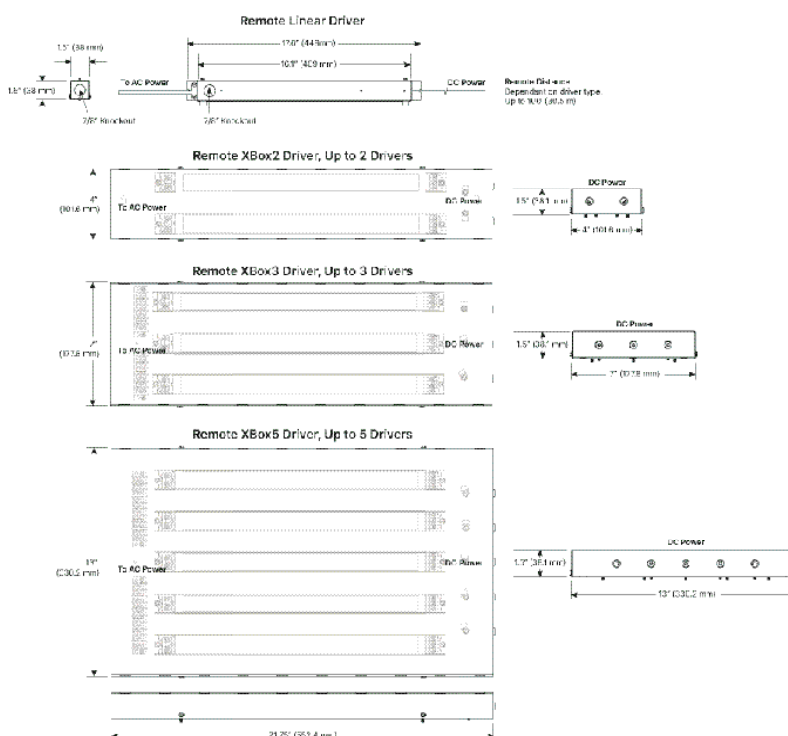
### Voltage

#### Fixture Voltage (AC)

120–277 VAC and 347 VAC, 50/60 Hz

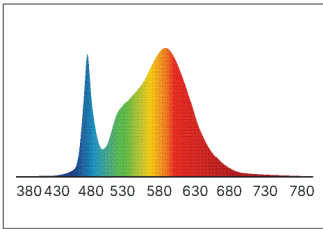
## REMOTE DRIVER BOX

### Dimensions

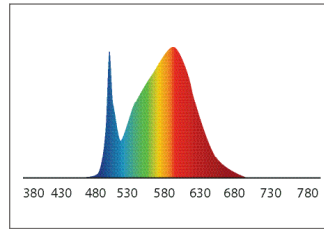


## LED SELECTION GUIDE

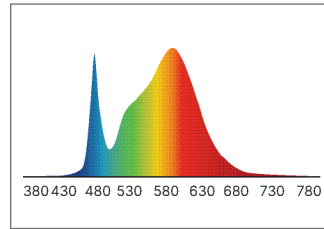
S80: Standard 80+ CRI



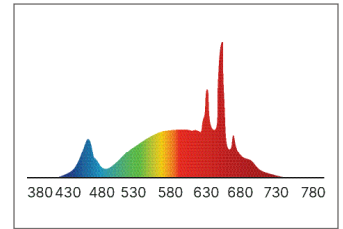
S90: Standard 90+ CRI



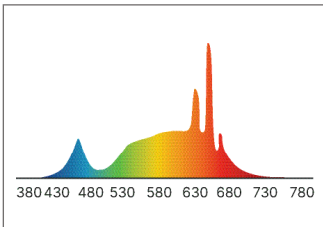
HE80: High-Efficiency 80+ CRI



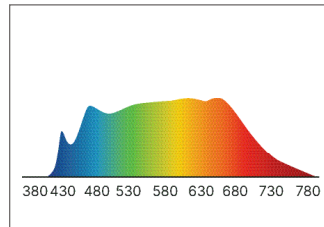
HE90: High-Efficiency 90+ CRI



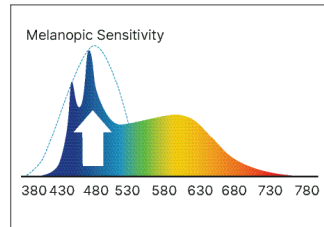
HD95: High-Definition 95+ CRI



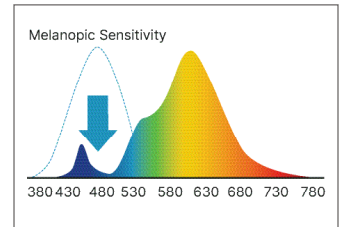
SUN: Full Spectrum "SunLike"



HCD: Human Centric Day



HCN: Human Centric Night



## Static White Light (LED Light Engine Only)

CODE	DESCRIPTION	TYPICAL LED DATA							
		CCT	CRI	CRI R9	TM30 Rf	TM30 Rg	CQS	M/P Ratio	LPW
S80	Standard 80 CRI	3500K	82.5	7.8	84	96.7	82.5	0.51	190
S90	Standard 90 CRI	3500K	91	54.3	89.3	98.9	89.2	0.55	175
HE80	High Efficiency 80 CRI	3500K	82.1	5.9	83	94.2	81.2	0.52	210
HE90	High Efficiency 90 CRI	3500K	92.2	90	90.7	103.8	92.1	0.56	190
HD95	High Definition 95 CRI	3500K	97.1	95	–	–	–	0.70	163
SUN	Full Spectrum SunLike®	3500K	95	85	–	–	–	–	130
HCD	Human Centric Day	4000K	83	95	–	–	–	0.92	155
HCN	Human Centric Night	2700K	80	–	–	–	–	0.44	134

## LPW Efficacy Conversion Chart

CODE	CCT SELECTED							
	2200K	2700K	3000K	3500K	4000K	5000K	5700K	6500K
S80	–	0.91	0.96	1.00	1.04	1.11	1.11	1.11
S90	–	0.91	0.96	1.00	1.04	1.11	1.11	1.11
HE80	–	0.96	0.99	1.00	1.03	1.04	1.03	1.03
HE90	–	0.91	0.96	1.00	1.04	1.11	N/A	N/A
HD95	–	0.91	0.96	1.00	1.04	1.11	1.03	1.04
SUN95	–	0.90	0.92	1.00	1.01	1.07	1.04	1.05
HCD	–	N/A	0.96	1.00	1.04	1.04	1.04	1.04
HCN	–	0.87	0.96	1.00	1.04	N/A	N/A	N/A

## BIOS TECHNOLOGY

### Choosing Your BIOS Solution

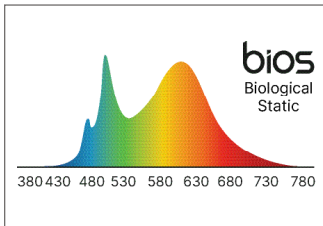
BIOS is offered in four Circadian LED Solutions with BIOS SkyBlue Technology — Biological Static, Biological Dynamic, Biological Tunable, and Biological Dim-to-Warm. BIOS SkyBlue™ Technology includes a blue peak at 490nm that provides an effective daytime circadian signal using standard architectural color temperatures.

**bios**

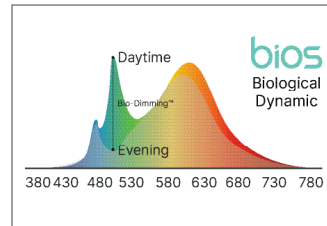
To learn more about BIOS Technology, please click or scan the QR Code.



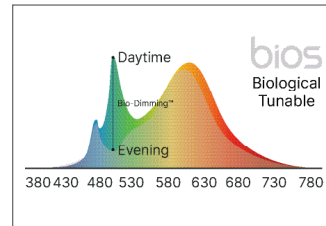
**BIOS Static**



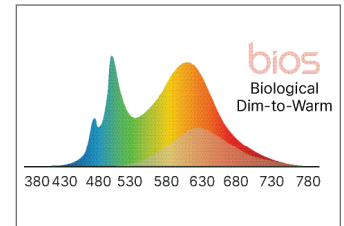
**BIOS Dynamic**



**BIOS Tunable**



**BIOS Dim-to-Warm**



#### Daytime

No color change when dimmed

Spaces that operate during daytime hours — 7am and 7pm

#### Daytime & Evening

500K shift when dimmed

Spaces that operate overnight — after 7pm and before 7am

#### Daytime & Evening

Dims to 2700K

Spaces that operate with overnight shifts — after 7pm and before 7am

#### Daytime & Evening

Dims from cool to warm

Spaces where people sleep — after 7pm and before 7am

### Circadian and Human Centric Light

CODE	DESCRIPTION	BIO-DIMMING MODULE TECHNOLOGY GUIDE					
		Driver	Driver Voltage	CCT	Requires BIO-Dimming Module	Lighting Control	BIOS SkyBlue (490nm)
SBIOS	BIOS Static	DIM1	0-10V Dimming to 1% Dim-to-Dark	No CCT Change	No	Intensity Dimming Control Only	Always Present
DBIOS	BIOS Dynamic	BIODIM1	0-10V Intensity Dimming to 1% Dim-to-Dark	500K Shift	Yes	Intensity Dimming & Spectrum Change Controlled Together	Removed with BIO-Dimming
DBIOS-2	BIOS Dynamic (Two Channel)				No	Intensity Dimming & Spectrum Change Controlled Separately	Removed by Adjusting "Spectrum Channel"
TBIOS	BIOS Tunable	ATW / DTW	0-10V Control of Intensity & CCT on Separate 2 Channels / DALI Control of Intensity & CCT on Separate 2 Channels	Dims to 2700K	Yes	Intensity Dimming & Spectrum Change Controlled Together	Removed with BIO-Dimming
TBIOS-2	BIOS Tunable (Two Channel)				No	Intensity Dimming & Spectrum Change Controlled Separately	Removed by Adjusting "Spectrum Channel"
DWBIOS	BIOS Dim-to-Warm	-	-	Dims to 2200K	Yes	Intensity Dimming & Spectrum Change Controlled Together	Removed with BIO-Dimming
DWBIOS-2	BIOS Dim-to-Warm (Two Channel)				No	Intensity Dimming & Spectrum Change Controlled Separately	Removed by Adjusting "Spectrum Channel"

## SMARTBEAM® TECHNOLOGY

### The Ultimate Control of Lighting Distributions

SmartBeam makes it easy to specify the exact light required for any architectural space. Available in every XICO product; it is now possible to create truly tailored and engaging lighting that transform spaces, improves visual comfort, and saves energy.

To learn more about our SmartBeam Technology, please click or scan the QR Code.



## FIXTURE POWER & CONTROLS

### Voltage

**LED Driver** Factory Selected, 36–39V Constant Current

### Emergency Backup

**Backup Types** Emergency Circuit, Emergency Battery (Remote), and other emergency backups are available

**Wiring** Typically the Emergency Backup is wired to 48" sections

**Power** 10 W

**Illumination Time** 90 minutes

### Partners



### Control Systems

**Other** Factory Non-Dimming, Factory 0–10V 1% Dim, Factory 0–10V 10% Dim, Factory DALI 0.1% Dim, Factory DMX Dim, Factory TRIAC Dim, eldoLED 0–10V 0.1% Dim, eldoLED 0–10V 1% Dim, eldoLED DALI 0.1% Dim, and other drivers are available, consult factory (not all integral)

**Lutron** Hi-Lume 1% Dimming and 5-Series 5% Dimming

**Cooper** Compatible driver

**Casambi (wireless)** Compatible driver

### XBox

**Remote Driver Boxes (Optional)** To create a clean and organized power solution for multiple fixture installations see our Xbox Specification Guide. Reach out to a XICO Sales Representative to discuss your project's needs.






T-Bar Mount



Surface Mount



Wall Mount



Connectors (DC)

## FIXTURE MOUNTING & CONNECTIONS

### Mounting Type

#### T-Bar Mount

Installs into a ceiling grid system and mount on to, or replace, typical T-Bar elements. Available with a range of accessories, mounts and inserts that provide easy customization of visual appearance and performance enhancements.

#### Surface Mount

Installs onto a surface. Available with a range of accessories, mounts and inserts that provide easy customization of visual appearance and performance enhancements.

#### Wall Mount

Installs onto a wall. Available with a range of accessories, mounts and inserts that provide easy customization of visual appearance and performance enhancements.

### Power Cord

#### 24" Cable Kit

White and Black

### Connector (DC)

#### Connector Plug Options

Strip Wire and Factory

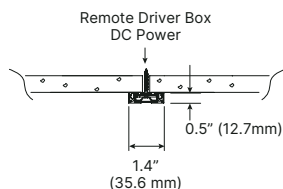
### Mounting Kit

#### Surface Mounting Bracket

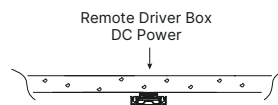
Stainless Steel

### Mounting Options

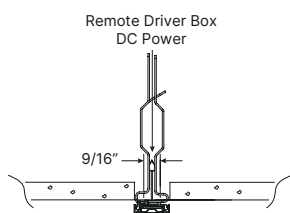
#### SMC - Surface Mount Clip



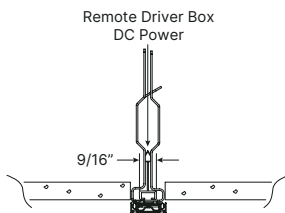
#### SMM - Surface Mount Magnet



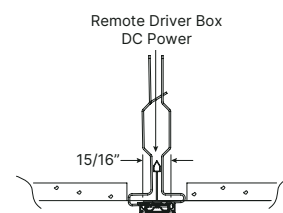
#### TC1 - 9/16" Flat T-Bar Mount Clip



#### TC2 - 9/16" Bolt Slot T-Bar Mount Clip



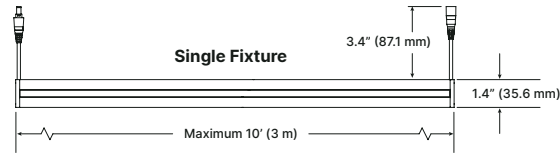
#### TC3 - 15/16" Flat T-Bar Mount Clip



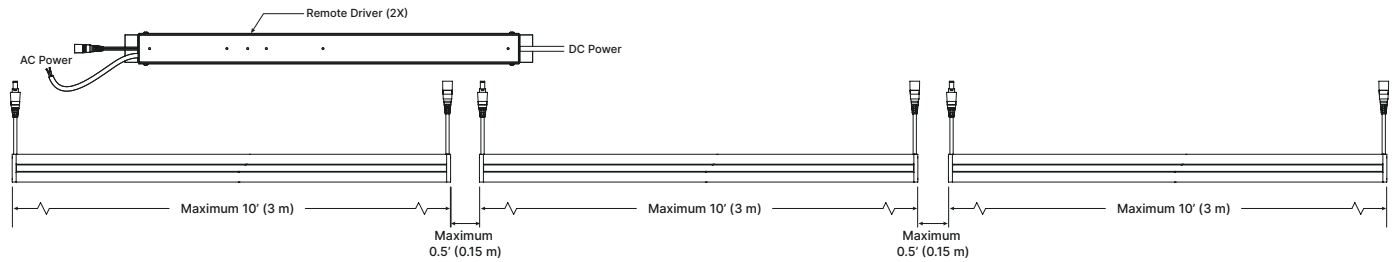


## Standard Lengths & Continuous Runs


Maximum length of one fixture is 10'. Longer runs can be produced by joining sections. Customer approval of shop drawings is required prior to build of any non-standard length order.



### Standard Continuous Run



## STANDARDS & CERTIFICATIONS



### Declare Listed

Declare labels provide a quick and reliable way to make choices about the environmental footprint and safety of the product. Declare is internationally recognized and the labels can be found on the product, product packaging, or company website. Visit [xicoled.com](http://xicoled.com) for Declare Listed details.



### Red List Free

An industry standard certification for LED lighting products based on the International Living Future Institute (ILFI). These products only use materials based on the “Red List of Toxic Chemicals” (a list of chemicals and materials known to be hazardous to people and/or the Earth) that are safe, healthy, and environmentally sustainable.

## Certifications

### Compliance

BAA & TAA compliant in-house manufacturing in Boston, MA with North American supply chain

### Certifications



### Sustainability

Declare Listed and Red List Free

### Packaging

Low carbon, environmentally conscious packaging and shipping methods

## Environmental Suitability

### IP Rating

Suitable for Dry and Damp Locations, indoor use only

### Recyclable

SmartOptics and all powder coated and anodized parts are fully recyclable at end of life

## Reliability

### Manufacturing


All XICO products and associated optics and LED engines are assembled at our factory in Woburn, MA

### Quality Assurance


Each product is engineered reliability and quality assurance tested

## Warranty & Terms

### 5-YR Warranty



### Business Terms



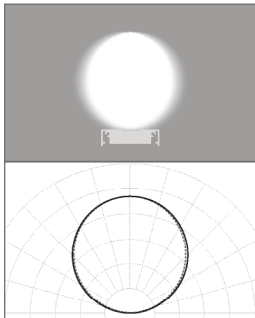
For details on our warranty and business terms, please click or scan the QR Code.

OPTIC	BEAM PATTERN						
	LAM	BW60	A4560	A4015	M50	N40	MCO
Dome Diffuser Lens				●	●	●	
Flat Lens	●	●			●		
Light Guide Lens	●	●	●				
Micro Cavity Optics (MCO)							●

## PHOTOMETRICS

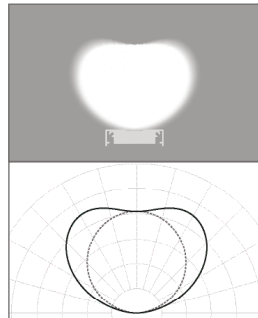
## Static White Light

LAM: Lambertian



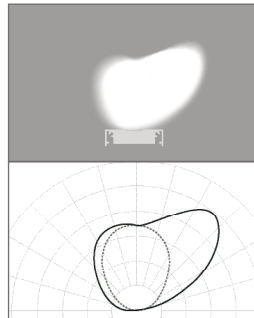
Length 48"  
 LED HE80  
 CRI/CCT 80+/3500K  
 Lumens 3,000  
 lm/ft 750  
 Watts 23.0  
 W/ft 5.8  
 LPW 130

BW60: Batwing 60°



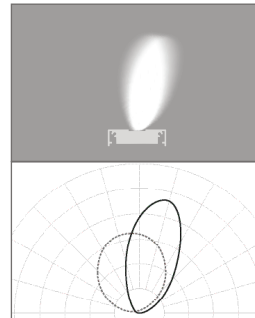
Length 48"  
 LED HE80  
 CRI/CCT 80+/3500K  
 Lumens 3,000  
 lm/ft 750  
 Watts 20.1  
 W/ft 5.0  
 LPW 149

A5560: Asymmetric 45° at 60° Tilt



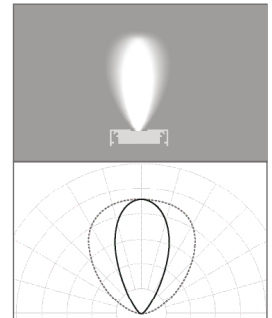
Length 48"  
 LED HE80  
 CRI/CCT 80+/3500K  
 Lumens 3,000  
 lm/ft 750  
 Watts 20.1  
 W/ft 5.0  
 LPW 149

A4015: Asymmetric 40° at 15° Tilt



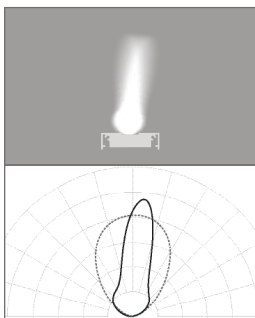
Length 48"  
 LED HE80  
 CRI/CCT 80+/3500K  
 Lumens 3,000  
 lm/ft 750  
 Watts 20.1  
 W/ft 5.0  
 LPW 149

M50: Medium 50°



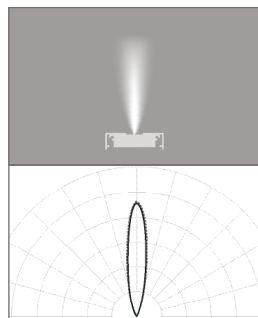
Length 48"  
 LED HE80  
 CRI/CCT 80+/3500K  
 Lumens 3,000  
 lm/ft 750  
 Watts 20.1  
 W/ft 5.0  
 LPW 149

N40: Narrow 40°




Length 48"  
 LED HE80  
 CRI/CCT 80+/3500K  
 Lumens 3,000  
 lm/ft 750  
 Watts 22.2  
 W/ft 5.6  
 LPW 135

MCO25: Micro Cavity Optic 25°



Length 48"  
 LED HE80  
 CRI/CCT 80+/3500K  
 Lumens 3,000  
 lm/ft 750  
 Watts 36.5  
 W/ft 9.1  
 LPW 82

## PATENTS & TRADEMARKS



To learn more about our unique technologies, please click or scan the QR Code.

### Utility Patents

<b>United States</b>	US11543582, US11520097, US11512466, US11441749, US11396751, US11333822, US11163104, US11156762, US10852466, US10068447, US8953926, US8948564, US8911099, US8876348, US8794812, US8783898, US8761565, US8750671, US8721152, US8619363, US8430548, US8408775, US8249408, US8231256, US8177408, US8033706, US8033674, US7991257, US7914192, US7784954, US7758227, US7722224, US7542635, US7453636, US7453635, US7431489, US7408707, US7278775, US6369944, US6346311, US6123877, US5932342, US5837346, US20220373144, US20220372752, US20220364708, US20220357006, US20220357005, US20220342141, US20220290432, US20220206210A1, US20220171119A1, US20220171115A1, US20220162856A1, US20220162853A1, US20220146063A1, US20220137287, US20210301991A1, US20200355345A1, US20200217071A1, US20220333765A1, US20220228366A1, US20220196906A1, US20220010554A1, US20080043490A1, US20060290253A1, US20060215958A1, US20120321247, US20120250330, US20120099204
<b>Canada</b>	CA2702600, CA2702685, CA2702690
<b>France</b>	FREP0800658
<b>Germany</b>	DEEP0800658
<b>Great Britain</b>	GB2492541, GB2492542, GBEP0800658, GB2492398
<b>Japan</b>	JP03958359
<b>Netherlands</b>	NLEP0800658
<b>Taiwan</b>	FTW360813B
<b>European Patent Organization</b>	EP0843203, EP0843203

### Design Patents

<b>United States</b>	USD719282, USD717973, USD669606, USD669608, USD669609, USD669614, USD663056
----------------------	---

### The Patent Corporation Treaty

<b>World Intellectual Property Organization</b>	WO2015200268
---	--------------

### Trademarks

<b>United States</b>	US6672871, US6397231, US6373493, US6257728, US6190558, US6190559, US6142905, US6114408, US6038234, US6025279, US6060740, US6257729, US5856164, US5734112, US5543304, US5309290, US5309315, US4691124, US4640751
----------------------	---