EDGERazor Pendant

4” Edge-Lit Linear LED Pendant Mount

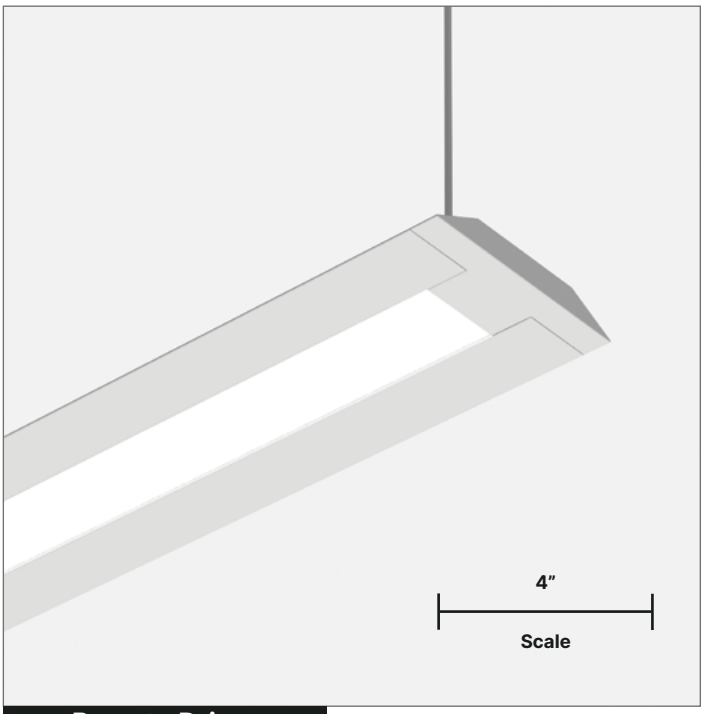

Remote Driver

Features & Benefits

Exceptional Performance
Up to 1,000 lm/ft, 135 lm/W efficacy

Wide Range of LED Selections
Static and Tunable White

Designed with Options
Wide choice of SmartOptic® lenses, beam distributions, 80/90/95+ CRI, 2200K to 5000K CCT, and 0-10V, DALI, DMX, and TRIAC dimming

Patented Innovations
Fusion® Optix Inside with unique SmartBeam® capabilities

Proprietary Optical Components
Provides excellent light distribution and high-transmission

Committed to Sustainability
Declare Listed and Red Free List materials

Compliance
UL Listed, Dry and Damp Locations

5-Year Warranty
Standard 5-year warranty, 50,000 hours

Designed & Built in
BOSTON

Declare

Red List Free

FIXTURE ORDERING

Project Name	
Fixture Type	

1) FIXTURE DESIGN

PRODUCT	LENGTH	FINISH	END CAP	OPTIC (DIRECT ONLY)
ERA4-P				

4” Edge-Lit Linear LED Pendant Mount	**2**	2’	**MWH**	Matte White (RAL9003)	**E1**	Flat End Cap	**OFL** Flush Lens
	4	4’	**MBK**	Matte Black (RAL9005)			
	6	6’	**MGR**	Matte Gray (RAL7001)			
	8	8’	**CAE**	Clear Anodized Effect			
	10	10’	**RAL_**	Specify RAL#			
	X_	Specify X’, Y”					

2) LED LIGHT ENGINE

CRI	CCT	DIRECT BEAM PATTERN	DIRECT OUTPUT	INDIRECT BEAM PATTERN	INDIRECT OUTPUT

S80	Std. 80 CRI	**22**	2200K	**DLAM**	Lambertian	**35**	350 lm/ft	**NN**	Not Needed	**NN**	Not Needed
S90	Std. 90 CRI	**27**	2700K	**DBW65**	Batwing 65°	**50**	500 lm/ft	**ILAM**	Lambertian	**35**	350 lm/ft
HE80	High-Eff. 80 CRI	**30**	3000K	**DA5025**	Asymmetric 50° at 25° Tilt	**75**	750 lm/ft	**IBW120**	Batwing 120°	**50**	500 lm/ft
HE90	High-Eff. 90 CRI	**35**	3500K	**X_**	Specify Beam	**100**	1,000 lm/ft	**IFT150**	FlatTop 150°	**75**	750 lm/ft
HD95	High-Def. 95 CRI	**40**	4000K			**X_**	Specify lm/ft	**IA6040**	Asymmetric 60° at 40° Tilt	**100**	1,000 lm/ft
SUN	Full SunLike	**50**	5000K							**X_**	Specify lm/ft
		X_	Specify CCT					**IA4560**	Asymmetric 45° at 60° Tilt		
								X_	Specify Beam		

3) FIXTURE POWER & CONTROLS

LINE VOLTAGE (DC)	REMOTE DRIVER (POWER)	REMOTE DRIVER BOX[2]	EMERGENCY BACKUP	CONTROL SYSTEM[4]

UNV	120/277V	**FDND**	Factory Non-Dimming	**NN**	Not Needed	**NN**	Not Needed	**NN**	Not Needed
347	347V	**FD01**	Factory 0-10V 1% Dim	**RLDB[3]**	Remote Linear Driver Box (driver included by default)	**EMC**	Emergency Circuit	**LUT**	Lutron
		FD10	Factory 0-10V 10% Dim	**RX2D[3]**	Optional Remote XBox2 Driver, Up to 2 Drivers	**EMB**	Emergency Battery (10 W — Remote)	**COO**	Cooper
		FDDA	Factory DALI 0.1% Dim	**RX3D[3]**	Optional Remote XBox3 Driver, Up to 3 Drivers	**X_**	Specify Backup	**CAS**	Casambi
		FDDX	Factory DMX Dim	**RX5D[3]**	Optional Remote XBox5 Driver, Up to 5 Drivers			**X_**	Specify Control System
		FDTR	Factory TRIAC Dim						
		LD01	Lutron Hi-Lume 1% Dim						
		LD05	Lutron 5-Series 5% Dim						
		ED00	eldoLED 0-10V 0.1% Dim						
		ED01	eldoLED 0-10V 1% Dim						
		EDDA	eldoLED DALI 0.1% Dim						
		X_	Specify Driver						

4) FIXTURE MOUNTING & CONNECTIONS

MOUNTING TYPE	CANOPY	POWER CORD

DJ	Drywall/J-Box Mount	**RCWH2**	2” Round Canopy, White	**S48WH**	48” White Cable Kit
T1	9/16” Flat T-Bar Mount	**RCBK2**	2” Round Canopy, Black	**S48BK**	48” Black Cable Kit
T2	9/16” Bolt Slot T-Bar Mount	**RCWH5**	5” Round Canopy, White	**S96WH**	96” White Cable Kit
T3	15/16” Flat T-Bar Mount	**RCBK5**	5” Round Canopy, Black	**S96BK**	96” Black Cable Kit
		SQCWH2	2” Square Canopy, White		
		SQCBK2	2” Square Canopy, Black		
		SQCWH5	5” Square Canopy, White		
		SQCBK5	5” Square Canopy, Black		

Footnotes: [1] Continuous Regressed Lens ships on a roll for seamless lens installation. [2] Remote distance is dependent on driver type, up to 100’ (30.5 m).
[3] Creates a clean and organized power solution for multiple fixture installations. [4] The control system and driver must be compatible.

Project Name	
Fixture Type	

NOTES

REMOTE DRIVER BOX

Dimensions

Remote Linear Driver

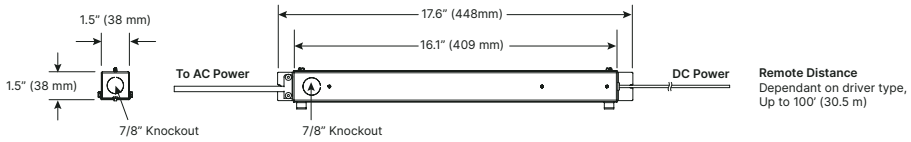

Remote XBox2 Driver, Up to 2 Drivers

Remote XBox3 Driver, Up to 3 Drivers

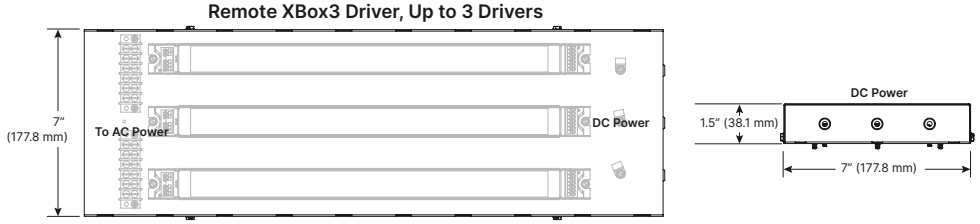

Remote XBox5 Driver, Up to 5 Drivers

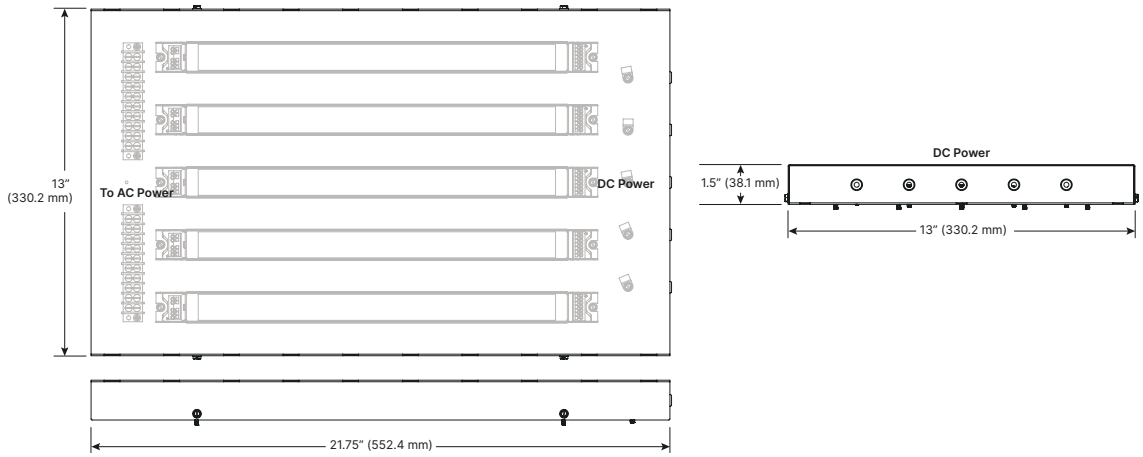

FIXTURE DESIGN

To download BIM (Revit) Files, please click or scan the QR Code.

Dimensions

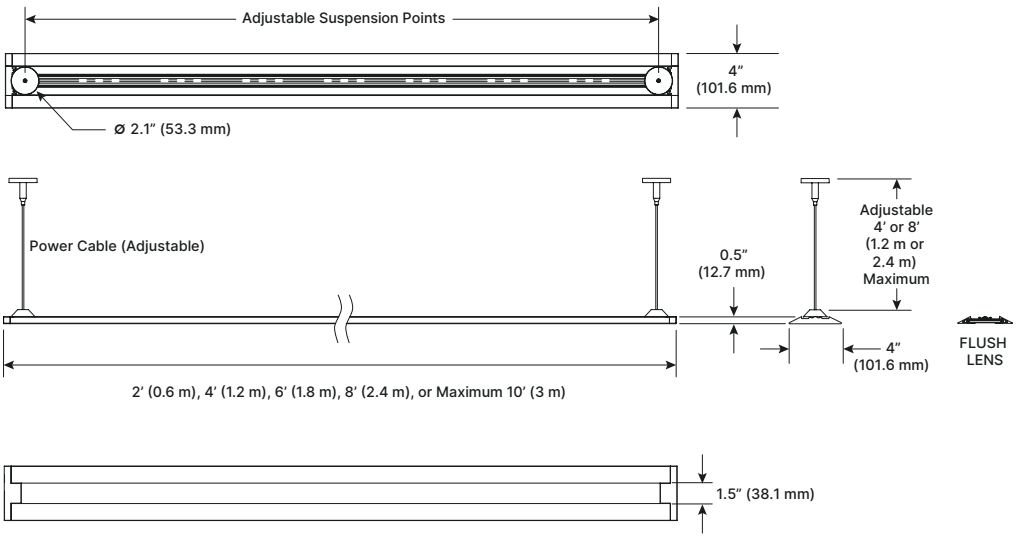

Length

Length Options	2', 4', 6', 8', 10' nominal, or custom within 3"

Finish

Housing Colors (Matte Finish)

White (RAL9003) | Black (RAL9005) | Gray (RAL7001) | Clear Anodized Effect | Custom RAL

Housing Material	6063-T5 extruded, recycled aluminum
Mounting Brackets	Sheet metal

End Cap

End Cap Option	Flat
End Cap Material	Machined or cast aluminum

Optic

Lens Option	Flush
Lens Material	Patented SmartOptics® made from Acrylic (PMMA)

Voltage

Fixture Voltage (AC)	120–277 VAC and 347 VAC, 50/60 Hz

LED SELECTION GUIDE

S80: Standard 80+ CRI

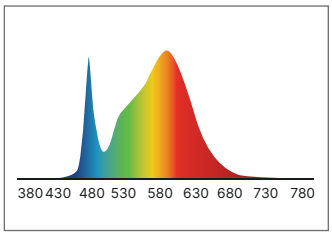

S90: Standard 90+ CRI

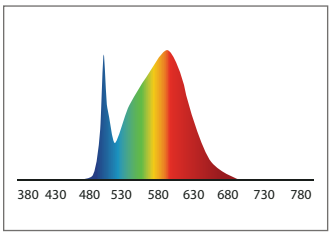

HE80: High-Efficiency 80+ CRI

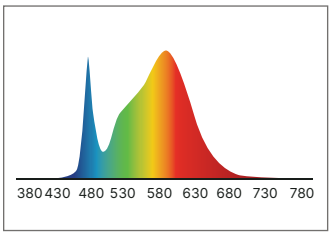

HE90: High-Efficiency 90+ CRI

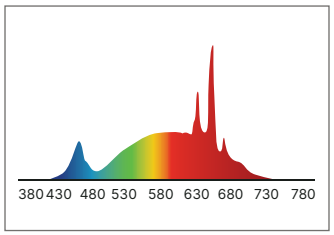

HD95: High-Definition 95+ CRI

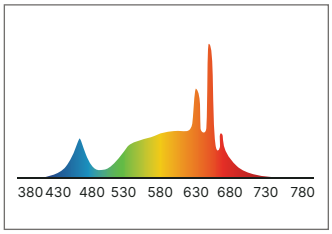

SUN: Full Spectrum "SunLike"

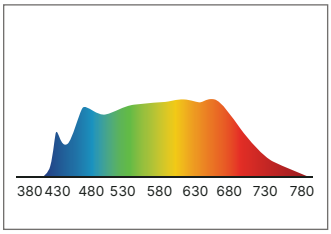

HCD: Human Centric Day

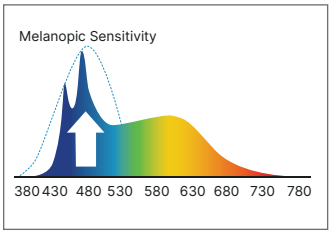

HCN: Human Centric Night

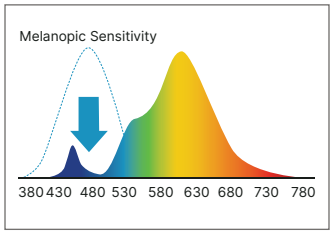

Static White Light (LED Light Engine Only)

		TYPICAL LED DATA							
CODE	**DESCRIPTION**	**CCT**	**CRI**	**CRI R9**	**TM30 Rf**	**TM30 Rg**	**CQS**	**M/P Ratio**	**LPW**
S80	Standard 80 CRI	3500K	82.5	7.8	84	96.7	82.5	0.51	190
S90	Standard 90 CRI	3500K	91	54.3	89.3	98.9	89.2	0.55	175
HE80	High Efficiency 80 CRI	3500K	82.1	5.9	83	94.2	81.2	0.52	210
HE90	High Efficiency 90 CRI	3500K	92.2	90	90.7	103.8	92.1	0.56	190
HD95	High Definition 95 CRI	3500K	97.1	95	–	–	–	0.70	163
SUN	Full Spectrum SunLike®	3500K	95	85	–	–	–	–	130
HCD	Human Centric Day	4000K	83	95	–	–	–	0.92	155
HCN	Human Centric Night	2700K	80	–	–	–	–	0.44	134

LPW Efficacy Conversion Chart

	CCT SELECTED							
CODE	**2200K**	**2700K**	**3000K**	**3500K**	**4000K**	**5000K**	**5700K**	**6500K**
S80	–	0.91	0.96	1.00	1.04	1.11	1.11	1.11
S90	–	0.91	0.96	1.00	1.04	1.11	1.11	1.11
HE80	–	0.96	0.99	1.00	1.03	1.04	1.03	1.03
HE90	–	0.91	0.96	1.00	1.04	1.11	N/A	N/A
HD95	–	0.91	0.96	1.00	1.04	1.11	1.03	1.04
SUN95	–	0.90	0.92	1.00	1.01	1.07	1.04	1.05
HCD	–	N/A	0.96	1.00	1.04	1.04	1.04	1.04
HCN	–	0.87	0.96	1.00	1.04	N/A	N/A	N/A

BIOS TECHNOLOGY

Choosing Your BIOS Solution

BIOS is offered in four Circadian LED Solutions with BIOS SkyBlue Technology — Biological Static, Biological Dynamic, Biological Tunable, and Biological Dim-to-Warm. BIOS SkyBlue™ Technology includes a blue peak at 490nm that provides an effective daytime circadian signal using standard architectural color temperatures.

To learn more about BIOS Technology, please click or scan the QR Code.

BIOS Static

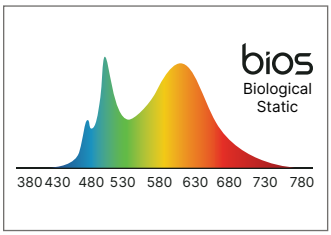

BIOS Dynamic

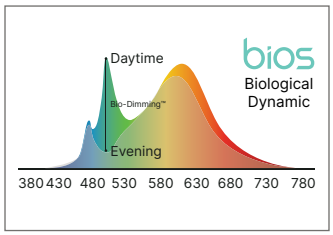

BIOS Tunable

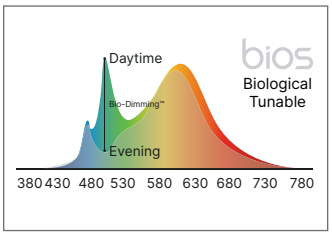

BIOS Dim-to-Warm

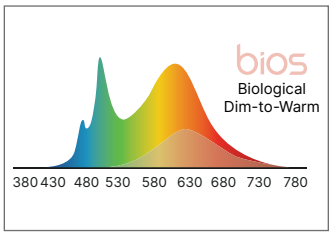

Daytime
No color change when dimmed

Spaces that operate during daytime hours — 7am and 7pm

Daytime & Evening
500K shift when dimmed

Spaces that operate overnight — after 7pm and before 7am

Daytime & Evening
Dims to 2700K

Spaces that operate with overnight shifts — after 7pm and before 7am

Daytime & Evening
Dims from cool to warm

Spaces where people sleep — after 7pm and before 7am

Circadian and Human Centric Light

		BIO-DIMMING MODULE TECHNOLOGY GUIDE					
CODE	**DESCRIPTION**	**Driver**	**Driver Voltage**	**CCT**	**Requires BIO-Dimming Module**	**Lighting Control**	**BIOS SkyBlue (490nm)**
SBIOS	BIOS Static	DIM1	0-10V Dimming to 1% Dim-to-Dark	No CCT Change	No	Intensity Dimming Control Only	Always Present
DBIOS	BIOS Dynamic	BIODIM1	0-10V Intensity Dimming to 1% Dim-to-Dark	500K Shift	Yes	Intensity Dimming & Spectrum Change Controlled Together	Removed with BIO-Dimming
DBIOS-2	BIOS Dynamic (Two Channel)				No	Intensity Dimming & Spectrum Change Controlled Separately	Removed by Adjusting "Spectrum Channel"
TBIOS	BIOS Tunable	ATW / DTW	0-10V Control of Intensity & CCT on Separate 2 Channels / DALI Control of Intensity & CCT on Separate 2 Channels	Dims to 2700K	Yes	Intensity Dimming & Spectrum Change Controlled Together	Removed with BIO-Dimming
TBIOS-2	BIOS Tunable (Two Channel)				No	Intensity Dimming & Spectrum Change Controlled Separately	Removed by Adjusting "Spectrum Channel"
DWBIOS	BIOS Dim-to-Warm	–	–	Dims to 2200K	Yes	Intensity Dimming & Spectrum Change Controlled Together	Removed with BIO-Dimming
DWBIOS-2	BIOS Dim-to-Warm (Two Channel)				No	Intensity Dimming & Spectrum Change Controlled Separately	Removed by Adjusting "Spectrum Channel"

SMARTBEAM® TECHNOLOGY

The Ultimate Control of Lighting Distributions

SmartBeam makes it easy to specify the exact light required for any architectural space. Available in every XICO product; it is now possible to create truly tailored and engaging lighting that transform spaces, improves visual comfort, and saves energy.

To learn more about our SmartBeam Technology, please click or scan the QR Code.

FIXTURE POWER & CONTROLS

Voltage

LED Driver	Factory Selected, 36–39V Constant Current

Emergency Backup

Backup Types	Emergency Circuit, Emergency Battery (Remote), and other emergency backups are available
Wiring	Typically the Emergency Backup is wired to 48” sections
Power	10 W
Illumination Time	90 minutes

Partners

LUTRON COOPER CASAMBI eldoLED

Control Systems	Remote Drivers (Sold Separately)
Other	Factory Non-Dimming, Factory 0-10V 1% Dim, Factory 0-10V 10% Dim, Factory DALI 0.1% Dim, Factory DMX Dim, Factory TRIAC Dim, eldoLED 0-10V 0.1% Dim, eldoLED 0-10V 1% Dim, eldoLED DALI 0.1% Dim, and other drivers are available, consult factory (not all integral)
Lutron	Hi-Lume 1% Dimming and 5-Series 5% Dimming
Cooper	Compatible driver
Casambi (wireless)	Compatible driver

XBox

Remote Driver Boxes (Optional)	To create a clean and organized power solution for multiple fixture installations see our XBox Specification Guide. Reach out to a XICO Sales Representative to discuss you projects needs.

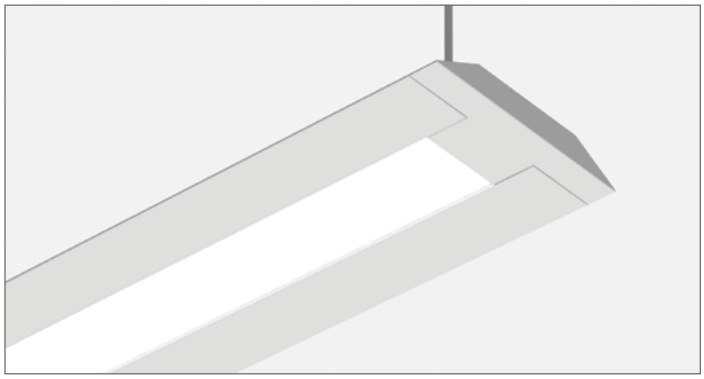

Flush Lens

FIXTURE MOUNTING & CONNECTIONS

Mounting Type

T-Bar Mount	Installs into a ceiling grid system and mount on to, or replace, typical T-Bar elements. Available with a range of accessories, mounts and inserts that provide easy customization of visual appearance and performance enhancements.
Drywall/J-Box Mount	Installs onto a surface via a junction box. Available with a range of accessories, mounts and inserts that provide easy customization of visual appearance and performance enhancements.

Canopy

Canopy Sizes & Shapes	2” and 5”, Round and Square

Canopy Colors

White (RAL9003) Black (RAL9005)

Canopy Material	Powder Coated Steel

Power Cords

48” Cable Kit	White and Black
96” Cable Kit	White and Black

Mounting Options

Typically suspended at a distance of between 24” and 72”. Supplied hardware includes:

- Cable length adjustable at fixture level
- Standard 96” cord length or custom length
- Internal brackets to eliminate light leakage at joints

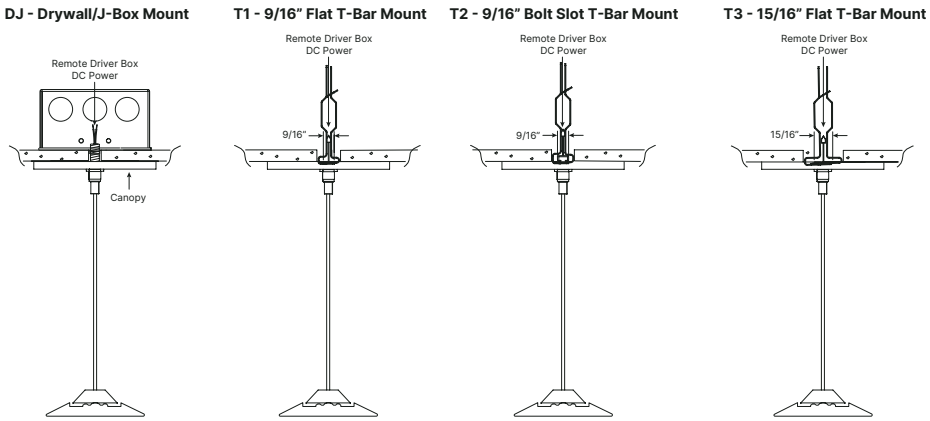

Standard Lengths & Continuous Runs

Maximum length of one fixture is 10′. Longer runs can be produced by joining sections. Customer approval of shop drawings is required prior to build of any non-standard length order.

Lens can be supplied in a maximum 250′ roll length with Continuous FlatLENS Optics to be installed on-site for a seamless light surface.

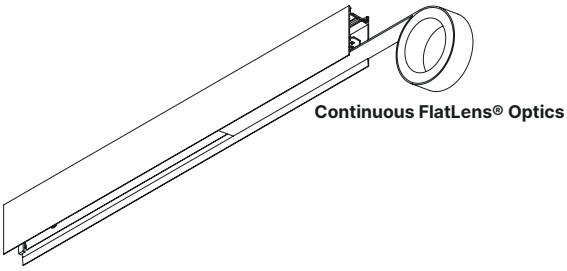

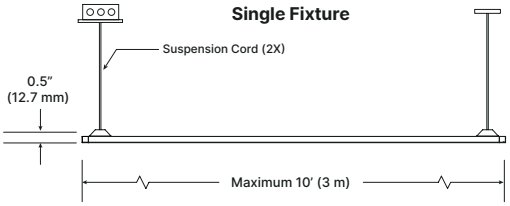

Standard Continuous Run

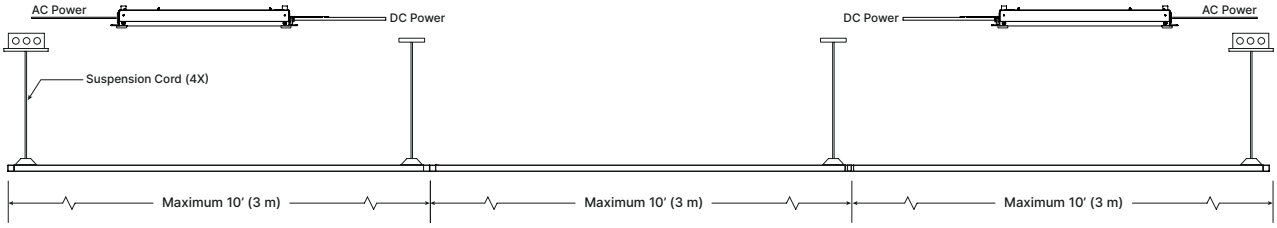

Emergency Battery Backup

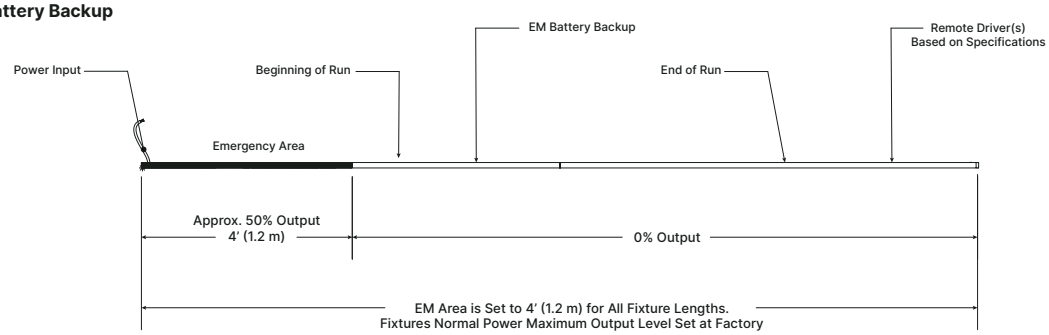

Battery Power: 10 W
Illumination Time: 90 minutes
Light Output approx 300 lm/ft or 1200–1300 Total Lumens*
Recharge Time: 24 Hours

*Light output may vary based on fixture output level ordered.

STANDARDS & CERTIFICATIONS

Declare Listed

Declare labels provide a quick and reliable way to make choices about the environmental footprint and safety of the product. Declare is internationally recognized and the labels can be found on the product, product packaging, or company website. Visit **xicoled.com** for Declare Listed details.

Red List Free

An industry standard certification for LED lighting products based on the International Living Future Institute (ILFI). These products only use materials based on the "Red List of Toxic Chemicals" (a list of chemicals and materials known to be hazardous to people and/or the Earth) that are safe, healthy, and environmentally sustainable.

Certifications

Compliance	BAA & TAA compliant in-house manufacturing in Boston, MA with North American supply chain
Certifications	UL LISTED, CSA, RoHS 2002/95/EC, IC RATED
Sustainability	Declare Listed and Red List Free
Packaging	Low carbon, environmentally conscious packaging and shipping methods

Environmental Suitability

IP Rating	Suitable for Dry and Damp Locations, indoor use only
Recyclable	SmartOptics and all powder coated and anodized parts are fully recyclable at end of life

Reliability

Manufacturing	All XICO products and associated optics and LED engines are assembled at our factory in Woburn, MA
Quality Assurance	Each product is engineered reliability and quality assurance tested

Warranty & Terms

5-YR Warranty **Business Terms**

For details on our warranty and business terms, please click or scan the QR Code.

OPTIC	BEAM PATTERN		
	DLAM	DBW65	DA5025
Flush Lens	●	●	●

DIRECT PHOTOMETRICS

Static White Light

DLAM: Lambertian

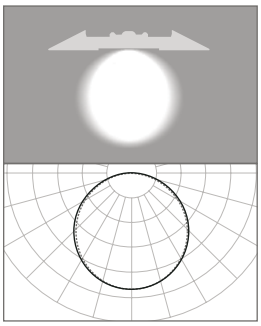

Length	48”
LED	HE80
CRI/CCT	80+/3500K
Lumens	3,000
lm/ft	746
Watts	27
W/ft	6.8
LPW	110

DBW65: Batwing 65°

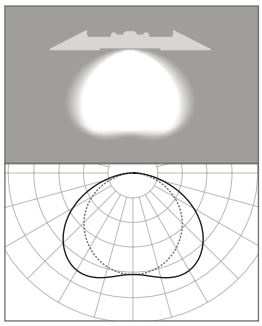

Length	48”
LED	HE80
CRI/CCT	80+/3500K
Lumens	3,000
lm/ft	743
Watts	27
W/ft	6.8
LPW	109

DA5025: Asymmetric 50° at 25° Tilt

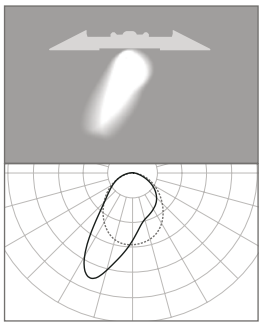

Length	48”
LED	HE80
CRI/CCT	80+/3500K
Lumens	3,000
lm/ft	738
Watts	10.5
W/ft	5.3
LPW	141

INDIRECT PHOTOMETRICS

Static White Light

ILAM: Lambertian

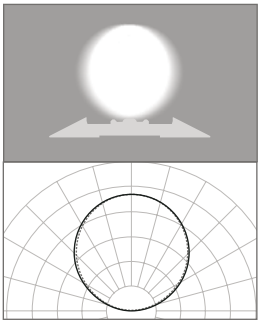

Length	48”
LED	HE80
CRI/CCT	80+/3500K
Lumens	4,000
lm/ft	1,000
Watts	28
W/ft	7
LPW	150

IBW120: Batwing 120°

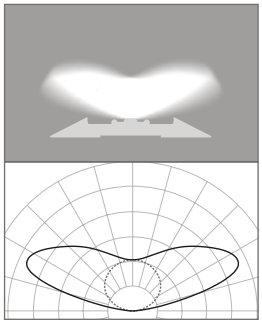

Length	48”
LED	HE80
CRI/CCT	80+/3500K
Lumens	4,000
lm/ft	1,017
Watts	25
W/ft	6.3
LPW	162

IFT150: FlatTop 150°

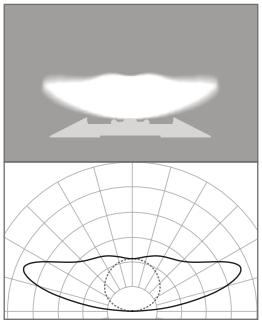

Length	48”
LED	HE80
CRI/CCT	80+/3500K
Lumens	4,000
lm/ft	1,004
Watts	26
W/ft	6.5
LPW	155

IA6040: Asymmetric 60° at 40° Tilt

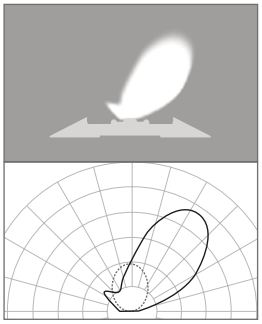

Length	48”
LED	HE80
CRI/CCT	80+/3500K
Lumens	4,000
lm/ft	991
Watts	28
W/ft	7
LPW	143

IA4560: Asymmetric 45° at 60° Tilt

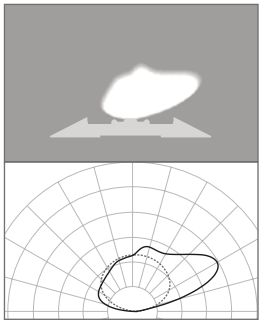

Length	48”
LED	HE80
CRI/CCT	80+/3500K
Lumens	4,000
lm/ft	991
Watts	28
W/ft	7
LPW	143

PATENTS & TRADEMARKS

To learn more about our unique technologies, please click or scan the QR Code.

Utility Patents

United States	US11543582, US11520097, US11512466, US11441749, US11396751, US11333822, US11163104, US11156762, US10852466, US10068447, US8953926, US8948564, US8911099, US8876348, US8794812, US8783898, US8761565, US8750671, US8721152, US8619363, US8430548, US8408775, US8249408, US8231256, US8177408, US8033706, US8033674, US7991257, US7914192, US7784954, US7758227, US7722224, US7542635, US7453636, US7453635, US7431489, US7408707, US7278775, US6369944, US6346311, US6123877, US5932342, US5837346, US20220373144, US20220372752, US20220364708, US20220357006, US20220357005, US20220342141, US20220290432, US20220206210A1, US20220171119A1, US20220171115A1, US20220162856A1, US20220162853A1, US20220146063A1, US20220137287, US20210301991A1, US20200355345A1, US20200217071A1, US20220333765A1, US20220228366A1, US20220196906A1, US20220010554A1, US20080043490A1, US20060290253A1, US20060215958A1, US20120321247, US20120250330, US20120099204
Canada	CA2702600, CA2702685, CA2702690
France	FREP0800658
Germany	DEEP0800658
Great Britain	GB2492541, GB2492542, GBEP0800658, GB2492398
Japan	JP03958359
Netherlands	NLEP0800658
Taiwan	FTW360813B
European Patent Organization	EP0843203, EP0843203

Design Patents

United States	USD719282, USD717973, USD669606, USD669608, USD669609, USD669614, USD663056

The Patent Corporation Treaty

World Intellectual Property Organization	WO2015200268

Trademarks

United States	US6672871, US6397231, US6373493, US6257728, US6190558, US6190559, US6142905, US6114408, US6038234, US6025279, US6060740, US6257729, US5856164, US5734112, US5543304, US5309290, US5309315, US4691124, US4640751

XICOLED.COM SALES@XICOLED.COM (781) 995-0805

©Copyright 2023. XICO® is a registered trademark. The information provided herein is subject to change, without notice.