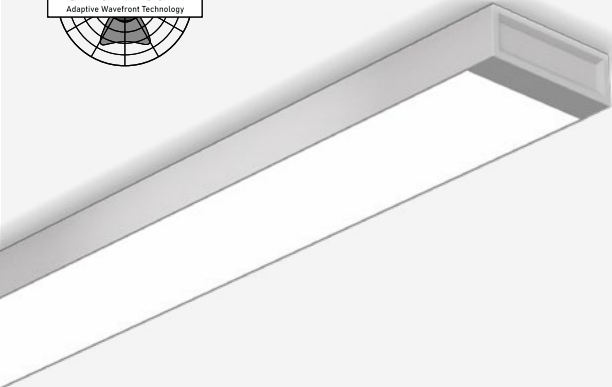



EDGESolo 2.75" Surface

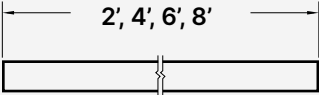


2.75" Linear

Direct



2', 4', 6', 8'



Anodized Aluminum

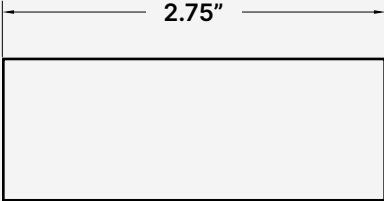
White

Black

Gray

Standard lengths of 2', 4', 6', and 8'

2.75"



0.98"



DESIGNED, ENGINEERED, AND MANUFACTURED IN USA

Design

EDGESolo 2.75 is an innovative low-profile 2.75" by 0.98" linear, bringing SmartBeam® capabilities to a slim form designed to compliment architectural space. EDGESolo features a remote driver to remove visual bulk.

Features

- High efficacy combined 135lm/W
- Rectangular profile: 2.75" x 0.98"
- SpekLED® & SmartOptics® inside
- 80+/90+ CRI, 2700K-4000K specifications
- Dimming down to 0.1%
- UL listed, CSA 22.2 compliant
- RoHS compliance and lead free
- 5 Year, 50,000 hour standard warranty

Lumens and Power

80+ CRI, 3500K

DIRECT

Lumens/ft	350	500	750	1000
Watts/ft	2.7	4.0	6.1	8.3
Lumens/W	133	130	126	123



EDGE Solo 2.75" Surface

XICO®

Ordering Information

PROJECT

ESO275-S

1	2	3	4	5	6	9	10	11	12
---	---	---	---	---	---	---	----	----	----

A

B

C



A

1	2	3	4
LENGTH	CCT	CRI	FINISH COLOR
2	2'	27	2700K
4	4'	30	3000K
6	6'	35	3500K
8	8'	40	4000K
C_	Custom lengths in 6" increments	SL1	SunLike
		SBIOS	Static Bios
		DBIOS	Dynamic Bios
		TW2	Tuneable White 2CH
		RGB	Red, Green, Blue
		RGBW	Red, Green, Blue, White
		80	80CRI+
		90	90CRI+
		95	95CRI+
		AL	Clear Anodized
		WT	White
		BK	Black
		RAL_	RAL #

B

5	6
DIRECT BEAM	DIRECT OUTPUT
DB60	Batwing 65°
DA50	Asymmetric 50° at 25°
DW110	Wide 110°
DC_	Custom (Add Note)
	35
	50
	75
	100
	350lm/ft
	500lm/ft
	750lm/ft
	1000lm/ft

C

9	10	11	12
MOUNTING	VOLTAGE	EMERGENCY	DRIVER
SM	Surface Mount Kit	UNV	120/277V
T1	9/16" T-bar Kit	120	120V
T2	9/16" Bolt T-bar Kit	277	277V
T3	15/16" T-bar Kit	347	347V
C_	Custom (Add Note)		
		0	None
		EM	Emergency Driver
		FD01	1% Dim (0-10V)
		FD10	10% Dim (0-10V)
		LDE1	Lutron Hi-Lume 1% Dim
		LDE5	Lutron 5 Series 5% Dim
		ELD1	EldoLED 0.1% Dim
		NA	Not included
		C_	Custom (Add Note)

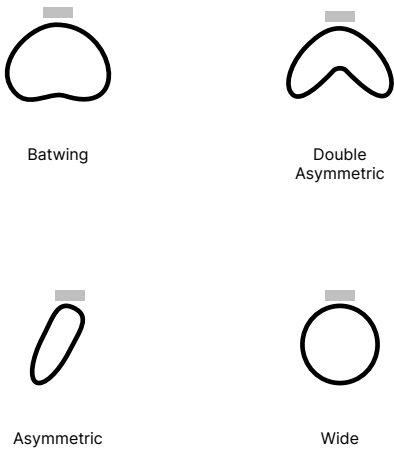
NOTES

Beam Distributions

Light plays a key role in the designed space. Whether the goal is to define spatial borders, emphasize architectural details or deliver functional task lighting, SmartBeam® technology packs a variety of beam options into every XICO® product.

SmartBeam® is a family of adaptive wavefront technologies, developed with the single purpose to deliver the ultimate controlled specification-grade lighting distribution and colors to your fingertips.

DIRECT



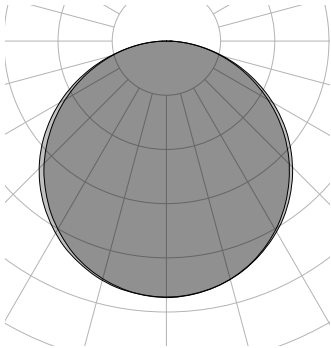
	Office	Lobby	Aisleway	Wall Wash	Grazer	Cove	Warehouse	Benefits
Batwing	•	•					•	Low-glare even distribution, ideal for most applications
Wide	•	•					•	Provides excellent coverage for general lighting installations
Medium	•	•					•	Delivers Uniform fc distribution without pixelation
Asymmetric	•	•		•		•		Ideal for perimeter lighting
Double Asymmetric	•		•				•	Exceeds DLC Aisleway Compliance
Narrow	•	•			•	•	•	High CBCP for long throw applications
Grazer/Spot	•	•			•	•		Uniform coverage meeting tight min:max ratio

EDGESolo 2.75" Surface

XICO®

Photometrics

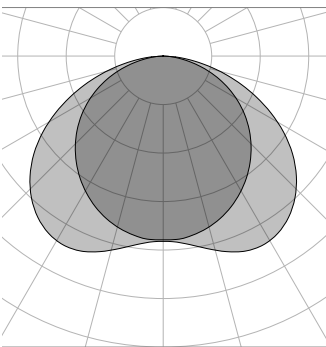
Tested at 3500K, 80+ CRI



Direct Wide 110°

Lumens	Lumens/ft	Watts	Watts/ft	Efficacy LPW
1444	361	12.5	3.1	115
2033	508	17.9	4.5	114
2984	746	27.2	6.8	110
3973	993	37.5	9.4	106

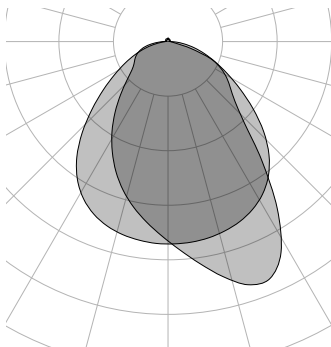
ESO275-4FT-3580-AL-DW110, tested at 3500K, 80+ CRI



Direct Batwing 65°

Lumens	Lumens/ft	Watts	Watts/ft	Efficacy LPW
1388	347	12.5	3.1	111
1986	497	18.0	4.5	110
2972	743	27.3	6.8	109
3965	991	37.1	9.3	107

ESO275-4FT-3590-AL-DB65, tested at 3500K, 90+ CRI



Direct Asymmetric 50° at 25°

Lumens	Lumens/ft	Watts	Watts/ft	Efficacy LPW
706	353	4.8	2.4	148
1070	535	7.4	3.7	144
1476	738	10.5	5.3	141
1956	978	14.3	7.2	136


ESO275-4FT-4080-AL-DA5025, tested at 4000K, 80+ CRI

EDGESolo 2.75" Surface

ColorTune™ Technology

Lighting products with ColorTune™ technology in combination with XICO® LED engines deliver color control, producing superior color rendering and wavelength conversion.

ColorTune™ products utilize a unique collection of micron scale optical elements to diffuse, shape, reflect and manipulate light and colors in a broad range of LED optical systems.

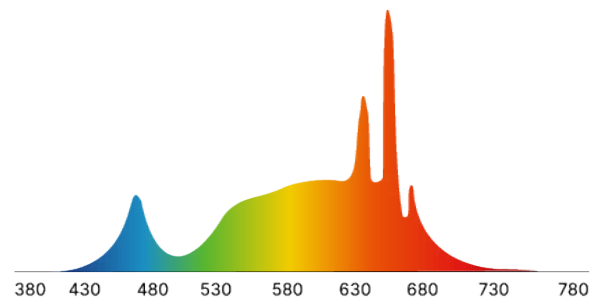


Fusion Optix® manufacturing LED engines in Woburn, MA

90+ CRI Standard

Advancements in LED efficiency, combined with SmartBeam high efficacy optical systems, enables 90+ CRI as standard across all XICO products without compromises.

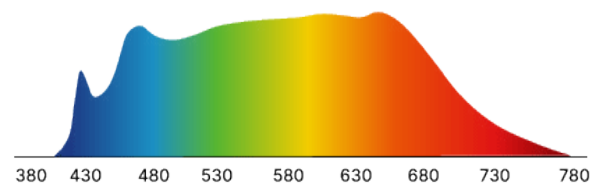
CCT	CIE Ra	TM-30 Rf	TM-30 Rg
3500K	94	90	103



XICO Standard 90+ CRI LED

Full Spectrum, Tunable Control

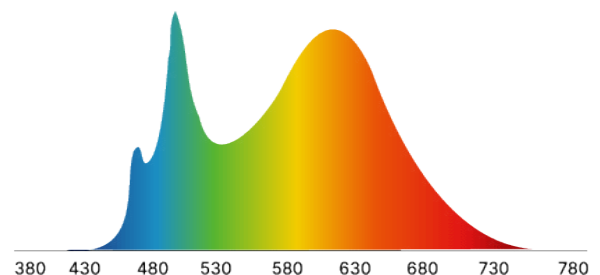
XICO's in-house LED engine design and assembly allows for custom offerings in every category. Full Spectrum, Dim-to-warm, Tunable-White, RGBW, and application specific custom configurations.



Full Spectrum "SunLike" LED

Human-Centric Lighting

Unique LED technologies, in conjunction with fixture and optical system design, deliver biological and psychological stimulus. Energizing light during the day and sleep-supporting light in the evening.



BIOS Circadian Lighting LED

EDGESolo 2.75" Surface



Drivers & Electrical

Remote, dimmable drivers are supplied in enclosures. Compatible with a wide range of dimmable drivers, control systems, and virtually all PoE systems.

Emergency Back-Up

An integral emergency driver may be wired to 4ft sections. Other drivers are also available (not all integral; consult factory). Emergency circuits for use with building generators are also available.

Finishes

All luminaires are available in clear anodized aluminum, white powder coat, or black powder coat. Any RAL color may be specified.

Optics

FlatLens® extruded acrylic optic provides excellent diffusion, high transmission, and no LED imaging. Acrylic optics are fully recyclable at end of life.

Construction

Extruded, recycled aluminum housing. Clear anodized and powder-coated extrusions are fully recyclable at end of life.

Joined Runs

Runs of any length may be specified and are composed of multiple, factory-engineered, joined sections.

Sustainability

Every XICO product features SmartBeam® Technology, energy efficient LED solutions, high efficacy optical systems, considered material choices, and thoughtful supply chain management.

Declare & Red List Free

[Edge Series Declare Listing](#)

Technology and Manufacturing

XICO fixtures are engineered and manufactured in our Massachusetts factory with Fusion Optix® Inside. As LED engine and Optical system specialists XICO offers adjustment and customization to output, beam distribution, and color to meet the needs of your project.