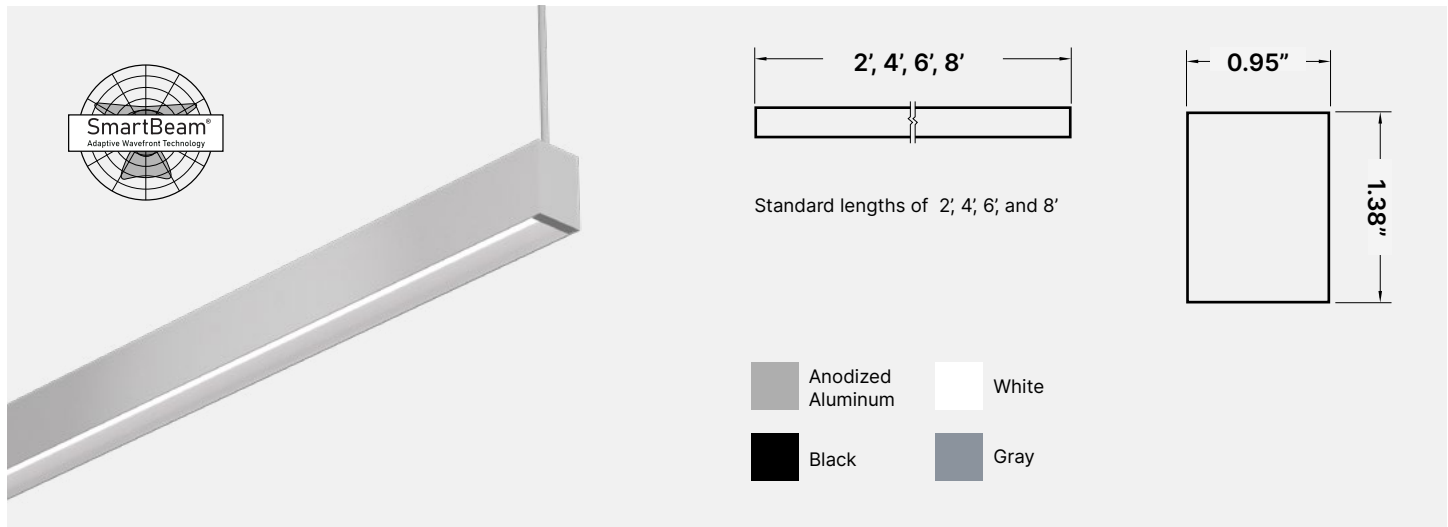


# NANOBeam 60° Cut-off Pendant

**XICO®**
**0.95" Beam Linear**
**Direct+Indirect**

 DESIGNED, ENGINEERED, AND  
MANUFACTURED IN USA

## Design

NANOBeam is 0.95" wide, bringing regressed SmartBeam® capabilities to a low-glare form that compliments architectural space. NANOBeam features a remote driver to remove visual bulk.

## Features

- High efficacy combined 135lm/W
- Beam profile: 0.95" (24mm) x 1.38" (35mm)
- SpekLED® & SmartOptics® inside
- 80+/90+ CRI, 2700K-4000K specifications
- Dimming down to 0.1%
- UL listed, CSA 22.2 compliant
- RoHS compliance and lead free
- 5 Year, 50,000 hour standard warranty

## Lumens and Power

80+ CRI, 3500K

### INDIRECT

Lumens/ft	350	500	750	1000
Watts/ft	2.1	3.0	4.6	6.3
Lumens/W	170	168	164	159

### DIRECT

Lumens/ft	350	500	750	1000
Watts/ft	2.7	4.0	6.1	8.4
Lumens/W	128	127	123	120



Declare.



## Ordering Information

## PROJECT

NBE9560-P

**A**

**B**

- C



**A**

1		2		3		4	
LENGTH		CCT		CRI		FINISH COLOR	
2	2'	27	2700K	80	80CRI+	AL	Clear Anodized
4	4'	30	3000K	90	90CRI+	WT	White
6	6'	35	3500K	95	95CRI+	BK	Black
8	8'	40	4000K			RAL_	RAL #
C__	Custom lengths in 6" increments	SL1	SunLike				
		SBIOS	Static Bios				
		DBIOS	Dynamic Bios				
		TW2	Tuneable White 2CH				
		RGB	Red, Green, Blue				
		RGBW	Red, Green, Blue, White				

## B

5		6		7		8	
DIRECT BEAM		DIRECT OUTPUT		INDIRECT BEAM		INDIRECT OUTPUT	
DM50 DC__	Medium 50°	35	350lm/ft	IC120 IC150	Cosine 120° Cosine 150°	35	350lm/ft
		50	500lm/ft			50	500lm/ft
		75	750lm/ft			75	750lm/ft
		100	1000lm/ft			100	1000lm/ft

C

9		10		11		12	
MOUNTING HARDWARE		VOLTAGE		EMERGENCY		DRIVER	
P48WT P96WT P48BK P96BK C_	48” Pendant PoC Kit White 96” Pendant PoC Kit White 48” Pendant PoC Kit Black 96” Pendant PoC Kit Black Custom (Add Note)	UNV 120 277 347	120/277V 120V 277V 347V	O EM	None Emergency Driver	FD01 FD10 LDE1 LDE5 ELD1 NA C_	1% Dim (0-10V) 10% Dim (0-10V) Lutron Hi-Lume 1% Dim Lutron 5 Series 5% Dim EldoLED 0.1% Dim Not included Custom (Add Note)


## NOTES

Beam Distributions

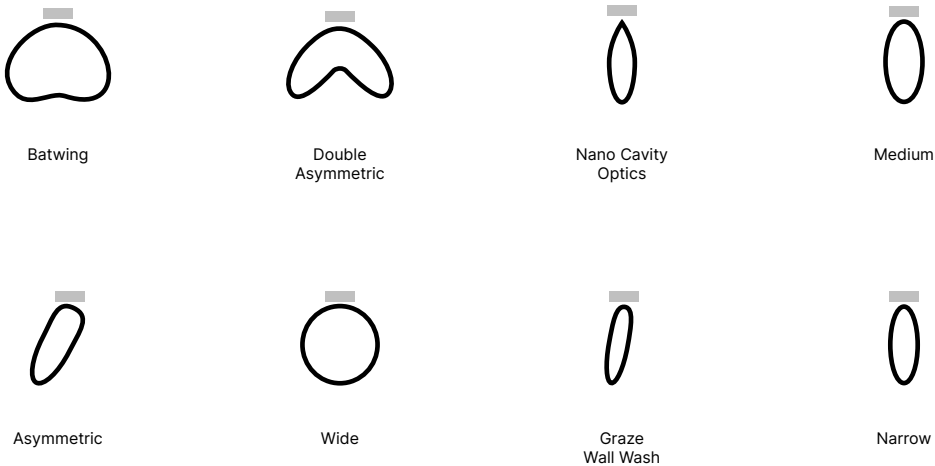
Light plays a key role in the designed space. Whether the goal is to define spatial borders, emphasize architectural details or deliver functional task lighting, SmartBeam® technology packs a variety of beam options into every XICO® product.

SmartBeam® is a family of adaptive wavefront technologies, developed with the single purpose to deliver the ultimate controlled specification-grade lighting distribution and colors to your fingertips.

INDIRECT



DIRECT



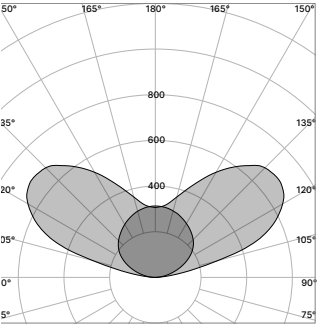
	Office	Lobby	Aisleway	Wall Wash	Grazer	Cove	Warehouse	Benefits
Batwing	•	•					•	Low-glare even distribution, ideal for most applications
Wide	•	•					•	Provides excellent coverage for general lighting installations
Medium	•	•					•	Delivers Uniform fc distribution without pixelation
Asymmetric	•	•		•		•		Ideal for perimeter lighting
Double Asymmetric	•		•				•	Exceeds DLC Aisleway Compliance
Narrow	•	•			•	•	•	High CBCP for long throw applications
Grazer/Spot	•	•			•	•		Uniform coverage meeting tight min:max ratio

# NANOBeam 60° Cut-off Pendant



## Photometrics

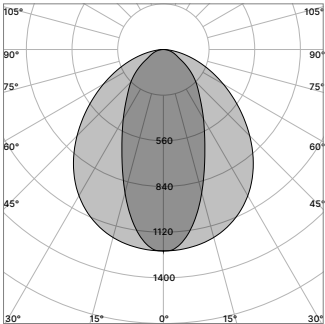
Tested at 3500K, 80+ CRI



### Indirect Cosine 120°

Lumens	Lumens/ft	Watts	Watts/ft	Efficacy LPW
1400	350	8.4	2.1	170
2020	505	12	3.0	168
3000	750	18.4	4.6	164
3992	998	25.2	6.3	159

NBE9560-4FT-3580-WT-IC120, tested at 3500K, 80+ CRI



### Regressed Medium 50°

Lumens	Lumens/ft	Watts	Watts/ft	Efficacy LPW
1376	344	10.8	2.7	128
2040	510	12.0	4.0	127
2996	749	24.4	6.1	123
4012	1003	33.6	8.4	120

NBE9560-4FT-3580-AL-DRM50, tested at 3500K, 80+ CRI


# NANOBeam 60° Cut-off Pendant

**XICO®**

## ColorTune™ Technology

Lighting products with ColorTune™ technology in combination with XICO® LED engines deliver color control, producing superior color rendering and wavelength conversion.

ColorTune™ products utilize a unique collection of micron scale optical elements to diffuse, shape, reflect and manipulate light and colors in a broad range of LED optical systems.

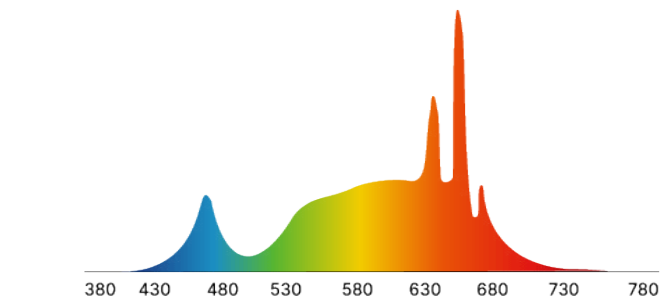


Fusion Optix® manufacturing LED engines in Woburn, MA

## 90+ CRI Standard

Advancements in LED efficiency, combined with SmartBeam high efficacy optical systems, enables 90+ CRI as standard across all XICO products without compromises.

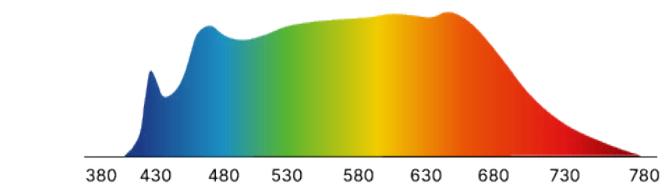
CCT	CIE Ra	TM-30 Rf	TM-30 Rg
3500K	94	90	103



XICO Standard 90+ CRI LED

## Full Spectrum, Tunable Control

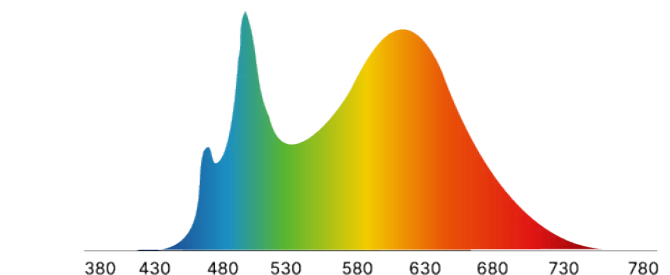
XICO's in-house LED engine design and assembly allows for custom offerings in every category. Full Spectrum, Dim-to-warm, Tunable-White, RGBW, and application specific custom configurations.



Full Spectrum "SunLike" LED

## Human-Centric Lighting

Unique LED technologies, in conjunction with fixture and optical system design, deliver biological and psychological stimulus. Energizing light during the day and sleep-supporting light in the evening.



BIOS Circadian Lighting LED

# NANOBeam 60° Cut-off Pendant



## Drivers & Electrical

Remote, dimmable drivers are supplied in enclosures. Compatible with a wide range of dimmable drivers, control systems, and virtually all PoE systems.

## Emergency Back-Up

An integral emergency driver may be wired to 4ft sections. Other drivers are also available (not all integral; consult factory). Emergency circuits for use with building generators are also available.

## Finishes

All luminaires are available in clear anodized aluminum, white powder coat, or black powder coat. Any RAL color may be specified.

## Optics

FlatLens® extruded acrylic optic provides excellent diffusion, high transmission, and no LED imaging. Acrylic optics are fully recyclable at end of life.

## Construction

Extruded, recycled aluminum housing. Clear anodized and powder-coated extrusions are fully recyclable at end of life.

## Joined Runs

Runs of any length may be specified and are composed of multiple, factory-engineered, joined sections.

## Sustainability

Every XICO product features SmartBeam® Technology, energy efficient LED solutions, high efficacy optical systems, considered material choices, and thoughtful supply chain management.

## Declare & Red List Free

[Nano Series Declare Listing](#)

## Technology and Manufacturing

XICO fixtures are engineered and manufactured in our Massachusetts factory with Fusion Optix® Inside. As LED engine and Optical system specialists XICO offers adjustment and customization to output, beam distribution, and color to meet the needs of your project.