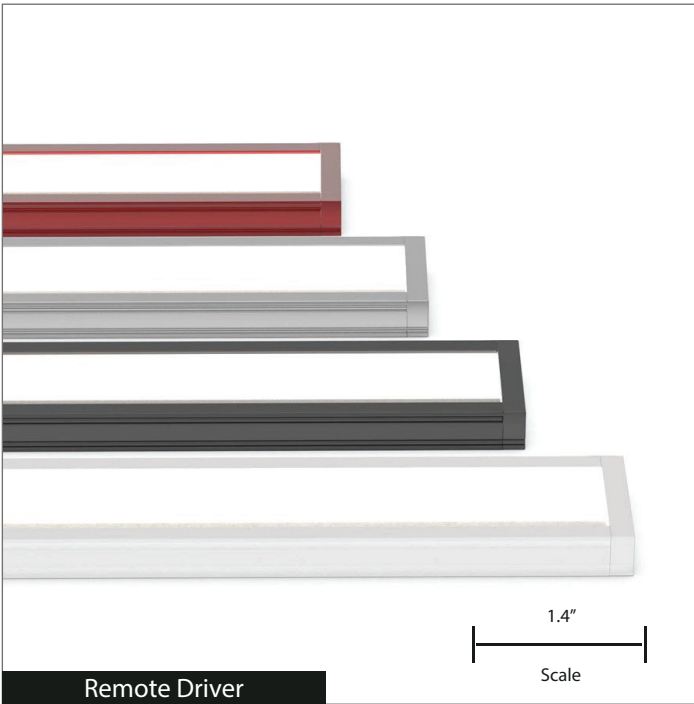


EDGERail140

1.4" x 0.375" Low-Profile Narrow Linear LED Fixture



Features & Benefits

Low Profile (3/8") + Exceptional Performance
1.4" x 0.375" form delivering up to 1,000 lm/ft, at >150 lm/W

Wide Range of LED Selections
Static White, Tunable White, Dim-to-Warm, and RGBW

Designed for Lighting Designers
Wide choice of beam distributions, 80/90/95+ CRI, 2200K to 5000K CCT, and 0-10V, DALI, DMX, and TRIAC dimming

Patented Innovations
SmartBeam® technology by Fusion Optix®

Unique Edge-Lit Waveguides
Patented single-edge lit EdgeTek® waveguide technology

Committed to Sustainability
Declare Listed and Red Free List materials

Compliance
UL Listed, Dry and Damp Locations

5-Year Warranty
Standard 5-year warranty, 50,000 hours



Designed & Built in
BOSTON



FIXTURE ORDERING

Project Name

Fixture Type

1) FIXTURE DESIGN

PRODUCT	MOUNTING TYPE	LENGTH	DAISY CHAIN	COLOR & FINISH
MRA140				
1.4" Low-Profile Linear LED Rail	NMH No Mounting Hardware SMR Surface Mount Rail SMC Surface Mount Clip SMM Surface Mount Magnet	1FT 1FT Nominal 2FT 2FT Nominal 4FT 4FT Nominal 6FT 6FT Nominal 8FT 8FT Nominal X_ Specify X, Y" [Ask Factory]	NDC No Daisy Chain YDC Yes Daisy Chain	MWH Matte White (RAL9003) MBK Matte Black (RAL9005) MGR Matte Gray (RAL7001) CAE Clear Anodized Effect RAL_ Specify RAL# [Ask Factory]

2) LED LIGHT ENGINE

CRI	CCT	OPTIC / BEAM DISTRIBUTION	LUMEN OUTPUT
S80 Std. 80 CRI	22 2200K		25 250 lm/ft
S90 Std. 90 CRI	27 2700K	LLAM FlatLens Optics Lambertian (Diffuse)	35 350 lm/ft
HE80 High-Eff. 80 CRI	30 3000K		50 500 lm/ft
HE90 High-Eff. 90 CRI	35 3500K		75 750 lm/ft
HD95 High-Def. 95 CRI	40 4000K	ELAM EdgeTek Optics Lambertian (Diffuse)	100 1,000 lm/ft
SUN Full SunLike	50 5000K		
SBIOS Static BIOS	3022D 3000K to 2200K Dim-to-Warm	EA6040 Asymmetric 60° at 40° Tilt	
DBIOS Dynamic BIOS	3527D 3500K to 2700K Dim-to-Warm	EA4070 Asymmetric 40° at 70° Tilt	X_ Specify lm/ft [Ask Factory]
TBIOS Tunable White BIOS		Cosine Optics	
RGBW Red, Green, Blue, White		CA4560 Asymmetric 45° at 60° Tilt	
		CA6040 Asymmetric 60° at 40° Tilt	

3) DRIVER POWER & CONTROLS

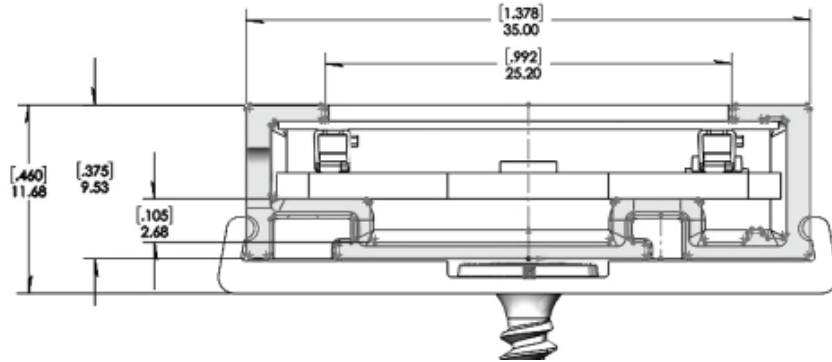
LINE VOLTAGE (AC)	REMOTE DRIVER (POWER)	EMERGENCY BACKUP	REMOTE DRIVER BOX ¹	CONTROL SYSTEM ³
120 120V	FDND Factory Non-Dimming	NN Not Needed	NN Not Needed	NN Not Needed
277 277V	FD01 Factory 0-10V 1% Dim	EMC Emergency Circuit	RLDB² Remote Linear Driver Box (driver included by default)	LUT Lutron
UNV UNV	FD10 Factory 0-10V 10% Dim	EMB Emergency Battery (10 W — Remote)	RX2D² Optional Remote XBox2 Driver, Up to 2 Drivers	COO Cooper
	FDDA Factory DALI 0.1% Dim	X_ Specify Backup	RX3D² Optional Remote XBox3 Driver, Up to 3 Drivers	CAS Casambi
	FDDX Factory DMX Dim		RX5D² Optional Remote XBox5 Driver, Up to 5 Drivers	X_ Specify Control System [Ask Factory]
	FDTR Factory TRIAC Dim			
	LD01 Lutron Hi-Lume 1% Dim			
	LD05 Lutron 5-Series 5% Dim			
	ED00 eldoLED 0-10V 0.1% Dim			
	ED01 eldoLED 0-10V 1% Dim			
	EDDA eldoLED DALI 0.1% Dim			
	X_ Specify Driver [Ask Factory]			

Footnotes: ¹ Remote distance is dependent on driver type, up to 100' (30.5 m). ² Creates a clean and organized power solution for multiple fixture installations.

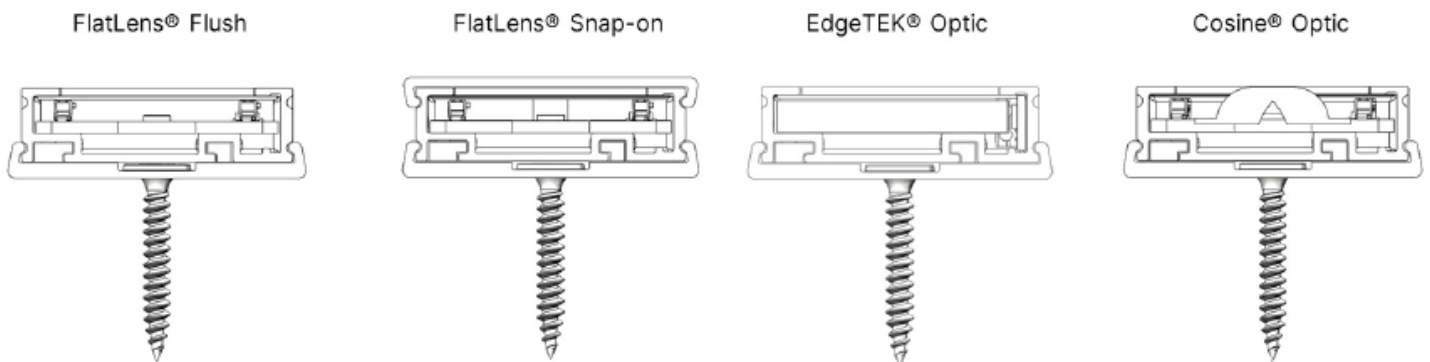
³ The control system and driver must be compatible.

FIXTURE DESIGN

Dimensions



Cross Sections



FIXTURE FINISHES

Fixture Finish

Housing Colors (Matte Finish)



White (RAL9003)



Black (RAL9005)



Gray (RAL7001)



Clear Anodized Effect



Custom RAL

Housing Material

6063-T5 extruded, recycled aluminum

Mounting Rail or Brackets

Continuous extruded mounting rail or discrete sheet metal brackets



To download BIM (Revit) Files, please click or scan the QR Code.

SMARTBEAM®

The Ultimate Control of Lighting Distributions

SmartBeam makes it easy to specify the exact light required for any architectural space. Available in every XICO product; it is now possible to create truly tailored and engaging lighting that transform spaces, improves visual comfort, and saves energy.

To learn more about our SmartBeam Technology, please click or scan the QR Code.



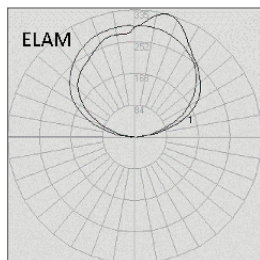
OPTIC	OPTICS - BEAM DISTRIBUTIONS								
	LAM	N45	BW60	BW120	FT150	A6040	A4560	A4070	
FlatLens® Optic* (L)	●	●	●						
Cosine® Optic* (C)	●			●	●	●	●		
EdgeTek® Optic* (E)	●					●		●	

*Patented Fusion Optix technology

PHOTOMETRICS

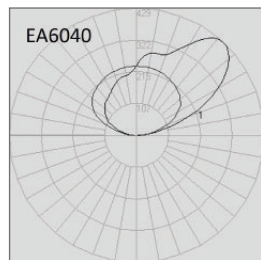
Static White

EdgeTek® Optic



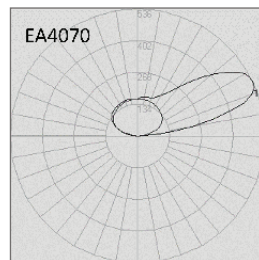
EdgeTek® Optic
LAM: Lambertian

Length 24"
LED HE90
CRI/CCT 90+/3500K
Lumens 1,000
lm/ft 500
Watts 6.8
W/ft 3.4
LPW 150



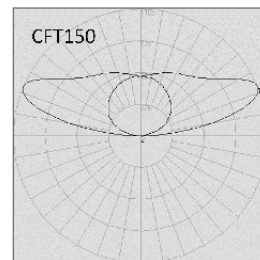
EdgeTek® Optic
A6040: Asymmetric 60° at 40° Tilt

Length 24"
LED HE90
CRI/CCT 90+/3500K
Lumens 1,000
lm/ft 500
Watts 6.8
W/ft 3.4
LPW 150



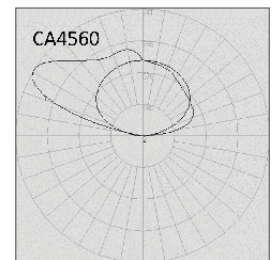
EdgeTek® Optic
A4070: Asymmetric 40° at 70° Tilt

Length 24"
LED HE90
CRI/CCT 90+/3500K
Lumens 1,000
lm/ft 500
Watts 6.8
W/ft 3.4
LPW 150



Cosine® Optic
FT150: Flattop 150°

Length 24"
LED HE90
CRI/CCT 90+/3500K
Lumens 1,000
lm/ft 500
Watts 6.8
W/ft 3.4
LPW 150

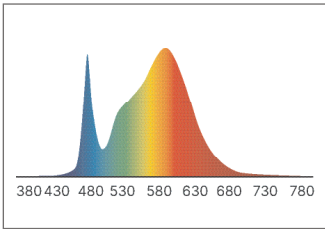


Cosine® Optic
A4560: Asymmetric 45° at 60° Tilt

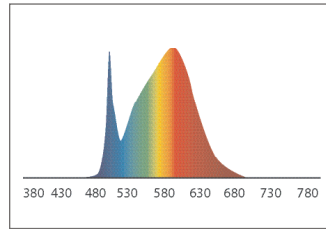
Length 24"
LED HE90
CRI/CCT 90+/3500K
Lumens 1,000
lm/ft 500
Watts 6.8
W/ft 3.4
LPW 150

LED SELECTION GUIDE

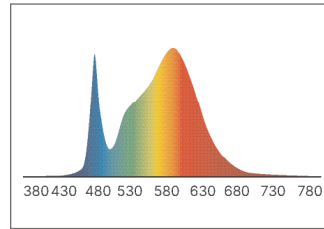
S80: Standard 80+ CRI



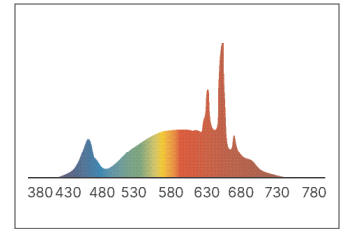
S90: Standard 90+ CRI



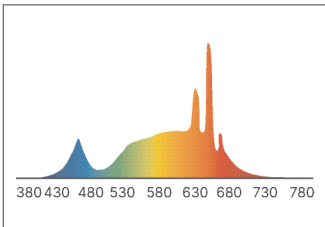
HE80: High-Efficiency 80+ CRI



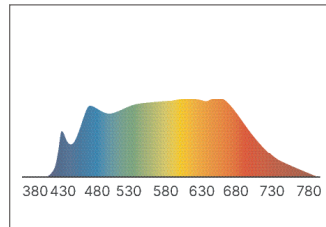
HE90: High-Efficiency 90+ CRI



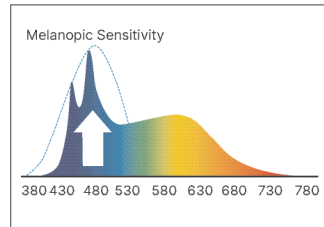
HD95: High-Definition 95+ CRI



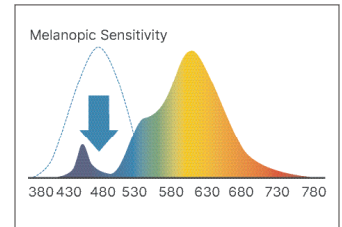
SUN: Full Spectrum "SunLike"



HCD: Human Centric Day



HCN: Human Centric Night



Static White Light (LED Light Engine Only)

CODE	DESCRIPTION	TYPICAL LED DATA							
		CCT	CRI	CRI R9	TM30 Rf	TM30 Rg	CQS	M/P Ratio	LPW
S80	Standard 80 CRI	3500K	82.5	7.8	84	96.7	82.5	0.51	190
S90	Standard 90 CRI	3500K	91	54.3	89.3	98.9	89.2	0.55	175
HE80	High Efficiency 80 CRI	3500K	82.1	5.9	83	94.2	81.2	0.52	210
HE90	High Efficiency 90 CRI	3500K	92.2	90	90.7	103.8	92.1	0.56	190
HD95	High Definition 95 CRI	3500K	97.1	95	-	-	-	0.70	163
SUN	Full Spectrum SunLike®	3500K	95	85	-	-	-	-	130
HCD	Human Centric Day	4000K	83	95	-	-	-	0.92	155
HCN	Human Centric Night	2700K	80	-	-	-	-	0.44	134

LPW Efficacy Conversion Chart

CODE	CCT SELECTED							
	2200K	2700K	3000K	3500K	4000K	5000K	5700K	6500K
S80	-	0.91	0.96	1.00	1.04	1.11	1.11	1.11
S90	-	0.91	0.96	1.00	1.04	1.11	1.11	1.11
HE80	-	0.96	0.99	1.00	1.03	1.04	1.03	1.03
HE90	-	0.91	0.96	1.00	1.04	1.11	N/A	N/A
HD95	-	0.91	0.96	1.00	1.04	1.11	1.03	1.04
SUN95	-	0.90	0.92	1.00	1.01	1.07	1.04	1.05
HCD	-	N/A	0.96	1.00	1.04	1.04	1.04	1.04
HCN	-	0.87	0.96	1.00	1.04	N/A	N/A	N/A

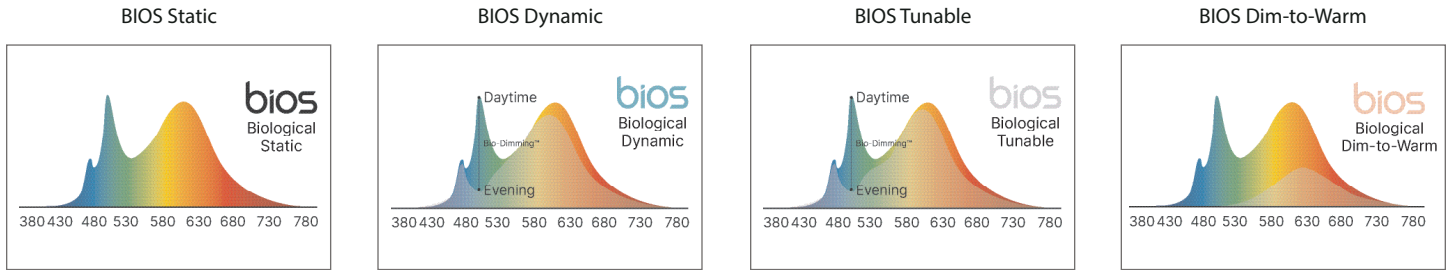
BIOS TECHNOLOGY

Choosing Your BIOS Solution

BIOS is offered in four Circadian LED Solutions with BIOS SkyBlue Technology — Biological Static, Biological Dynamic, Biological Tunable, and Biological Dim-to-Warm. BIOS SkyBlue™ Technology includes a blue peak at 490nm that provides an effective daytime circadian signal using standard architectural color temperatures.




To learn more about BIOS Technology, please click or scan the QR Code.



Daytime No color change when dimmed	Daytime & Evening 500K shift when dimmed	Daytime & Evening Dims to 2700K	Daytime & Evening Dims from cool to warm
Spaces that operate during daytime hours — 7am and 7pm	Spaces that operate overnight — after 7pm and before 7am	Spaces that operate with overnight shifts — after 7pm and before 7am	Spaces where people sleep — after 7pm and before 7am

Circadian and Human Centric Light


CODE	DESCRIPTION	BIO-DIMMING MODULE TECHNOLOGY GUIDE					
		Driver	Driver Voltage	CCT	Requires BIO-Dimming Module	Lighting Control	BIOS SkyBlue (490nm)
SBIOS	BIOS Static	DIM1	0-10V Dimming to 1% Dim-to-Dark	No CCT Change	No	Intensity Dimming Control Only	Always Present
DBIOS	BIOS Dynamic	BIODIM1	0-10V Intensity Dimming to 1% Dim-to-Dark	500K Shift	Yes	Intensity Dimming & Spectrum Change Controlled Together	Removed with BIO-Dimming
DBIOS-2	BIOS Dynamic (Two Channel)				No	Intensity Dimming & Spectrum Change Controlled Separately	Removed by Adjusting "Spectrum Channel"
TBIOS	BIOS Tunable	ATW / DTW	0-10V Control of Intensity & CCT on Separate 2 Channels / DALI Control of Intensity & CCT on Separate 2 Channels	Dims to 2700K	Yes	Intensity Dimming & Spectrum Change Controlled Together	Removed with BIO-Dimming
TBIOS-2	BIOS Tunable (Two Channel)				No	Intensity Dimming & Spectrum Change Controlled Separately	Removed by Adjusting "Spectrum Channel"
DWBIOS	BIOS Dim-to-Warm	-	-	Dims to 2200K	Yes	Intensity Dimming & Spectrum Change Controlled Together	Removed with BIO-Dimming
DWBIOS-2	BIOS Dim-to-Warm (Two Channel)				No	Intensity Dimming & Spectrum Change Controlled Separately	Removed by Adjusting "Spectrum Channel"



EDGERail 140 Fixture



Connectors (Static White)



Connectors (Tunable White)

FIXTURE POWER & CONTROLS

Voltage

Input Voltage (DC) LED Driver Choice of 36V Constant Current or 24V Constant Voltage (CV) Factory Selected Driver

Emergency Backup

Backup Types Emergency Circuit, Emergency Battery (Remote), and other emergency backups are available

Wiring Typically the Emergency Backup is wired to 48" sections

Power 10 W

Illumination Time 90 minutes

Power Cord
24" Cable Kit

Choice of white and black cord. Standard or specified lengths.

Connector (DC)
Connector Plug Options

Choice of stripped wire or factory connectors.



Control Systems Remote Drivers (Sold Separately)


Other Factory Non-Dimming, Factory 0-10V 1% Dim, Factory 0-10V 10% Dim, Factory DALI 0.1% Dim, Factory DMX Dim, Factory TRIAC Dim, eldoLED 0-10V 0.1% Dim, eldoLED 0-10V 1% Dim, eldoLED DALI 0.1% Dim, and other drivers are available, consult factory (not all integral)

Lutron Hi-Lume 1% Dimming and 5-Series 5% Dimming

Cooper Compatible driver

Casambi (wireless) Compatible driver

STANDARDS & CERTIFICATIONS



Declare Listed

Declare labels provide a quick and reliable way to make choices about the environmental footprint and safety of the product. Declare is internationally recognized and the labels can be found on the product, product packaging, or company website. Visit xicoled.com for Declare Listed details.



Red List Free

An industry standard certification for LED lighting products based on the International Living Future Institute (ILFI). These products only use materials based on the "Red List of Toxic Chemicals" (a list of chemicals and materials known to be hazardous to people and/or the Earth) that are safe, healthy, and environmentally sustainable.

Certifications

Compliance

BAA & TAA compliant in-house manufacturing in Boston, MA with North American supply chain

Certifications



Sustainability

Declare Listed and Red List Free

Packaging

Low carbon, environmentally conscious packaging and shipping methods

Environmental Suitability

IP Rating

Suitable for Dry and Damp Locations, indoor use only

Recyclable

SmartOptics and all powder coated and anodized parts are fully recyclable at end of life

Reliability

Manufacturing

All XICO products and associated optics and LED engines are assembled at our factory in Woburn, MA

Quality Assurance

Each product is engineered reliability and quality assurance tested

Warranty & Terms

5-YR Warranty

Business Terms



For details on our warranty and business terms, please click or scan the QR Code.